

# DuraWalk™ Foot Instructions

## WHAT'S IN THE BOX

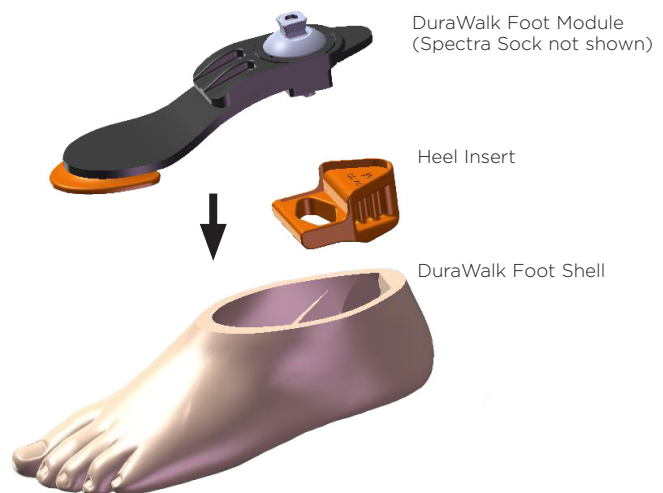
DuraWalk Foot Module  
Soft Heel Insert  
Medium Heel Insert  
Instructions  
Patient Advisory Warning

## ADDITIONAL MATERIALS REQUIRED

DuraWalk Foot Shell  
Spectra Sock (included with DuraWalk Foot Shell)

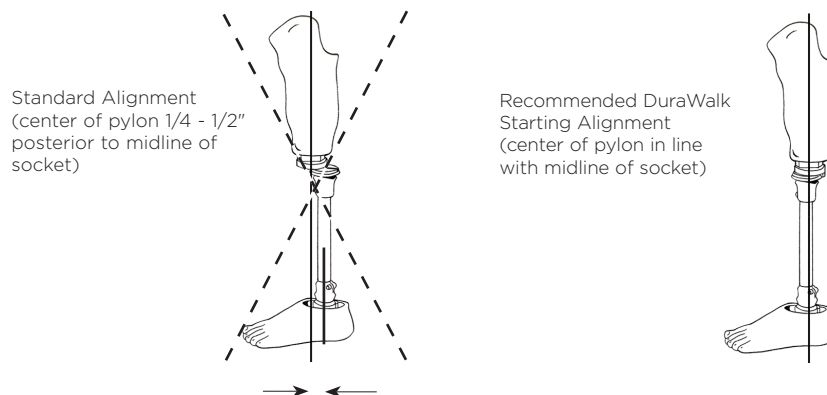
## ASSEMBLY

1. Snap the desired Heel Insert into the Foot Shell. No adhesive is required. Do not use the foot without a Heel Insert in place.
2. Cover the DuraWalk Foot with the Spectra Sock.
3. Slide the foot into the foot shell.
4. Snap the foot into place at the heel of the Foot Shell.
5. Connect a pyramid receiver component of your choice to the pyramid on the foot. Tighten the setscrews using the torque and threadlocker specifications provided by the manufacturer of the pyramid receiver.



## ALIGNMENT

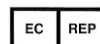
Begin with a standard bench alignment, but slide the foot 1/4" to 1/2" (6 to 13 mm) in the anterior direction from where the foot would normally be in a traditional alignment. 3/8" (10 mm) in the anterior direction is a good starting point.



## WILLOWWOOD®

The Ohio Willow Wood Company  
15441 Scioto Darby Road  
Mt. Sterling, OH 43143  
phone 740.869.3377 / 800.848.4930  
fax 740.869.4374 www.willowwoodco.com

Ohio Willow Wood Company B.V.  
Keizersgracht 62/64  
1015 CS Amsterdam  
The Netherlands



PN-2311-C 09 JUL 2013

## **CHANGING THE HEEL INSERT**

A Firm Heel Insert is available for the foot if desired. Note that the Heel Insert is available in two sizes; the size of Heel Insert required depends on the size of the foot.

Firm Heel Insert (Foot sizes 23-26 cm): Part Number DWH-SF

Firm Heel Insert (Foot sizes 27-30 cm): Part Number DWH-LF

## **CARE AND MAINTENANCE**

The Foot Shell can be cleaned with body soap and a damp cloth.

If you expose the DuraWalk Foot to sand or salt water:

1. Remove the Foot Shell and Spectra Sock.
2. Clean out the sand.
3. Clean the DuraWalk Foot, the Foot Shell, and the Spectra Sock with body soap and water.
4. Allow the Foot Shell and Spectra Sock to dry before reassembling.

## **PATIENT ADVISORY WARNING**

The enclosed Patient Advisory Warning enables you, the prosthetist, to effectively notify your patients of the limitations of the components in their prosthesis, and of the need to monitor their weight and activity levels. Please review the Patient Advisory Warning with the patient upon delivery of a prosthesis with a DuraWalk Foot. The patient and the prosthetist should then sign the Patient Advisory Warning to acknowledge that it has been reviewed and understood by both parties. Give one signed copy to the patient and place one copy in the patient's file.

If a patient's weight or activity level increases after receiving a prosthesis with a DuraWalk Foot, the patient should immediately contact the prosthetist to determine whether replacement components are necessary. If a patient continues to use a prosthesis with a DuraWalk Foot after experiencing an increase in weight and/or activity level, the foot could fail with the possibility of serious injury to the patient.

To ensure that the correct components are selected for each patient, the prosthetist should weigh the patient on scales in the prosthetist's office. Do not rely on the patient's estimate of his/her own weight. Instruct the patient to monitor his/her weight weekly to ensure that it remains in a range appropriate for the prosthetic components being used.

## **WARRANTY**

The warranty for the DuraWalk Foot is one year from date of invoice. Use of the DuraWalk Foot for amputees whose modified body weight is more than 350 lbs (160 kg) or who engage in extremely high and abusive activity is against WillowWood's recommendations and will void the one year warranty. Modified body weight is defined as the weight of the amputee plus any loads carried by the amputee. "Extremely high and abusive activities" are defined as activities such as skydiving, karate, and judo; activities that could result in injury to an individual's natural feet; and activities that expose the prosthesis to corrosives such as salt water.

## **WARRANTY DISCLAIMER**

WillowWood warrants that each product manufactured will, at the time of delivery, be of workmanlike quality and substantially free of defects. WILLOWWOOD MAKES NO OTHER WARRANTY, IMPLIED, OR EXPRESSED, AND MAKES NO WARRANTY OF MERCHANTABILITY OR FITNESS FOR A PARTICULAR PURPOSE. This warranty shall terminate immediately upon an action to combine our products with other materials or in any manner to change the nature of our products. The sole remedy is replacement of the products or credit for the products. WillowWood's liability shall not exceed the purchase price of the product. WillowWood shall not be liable for any indirect, incidental, or consequential damage.

## **WILLOWWOOD RETENTION OF RIGHTS**

WillowWood retains all intellectual property rights reflected or incorporated in its physical products, regardless of the transfer of the physical products to another party or parties.