

WILLOWWOOD®

2024
Product Catalog

Phone:

(Toll free, U.S.) 1.800.848.4930

(Local, International) 740.869.3377

Address:

WillowWood Global LLC

15441 Scioto Darby Road, P.O. Box 130

Mt. Sterling, Ohio 43143, USA

Table of Contents

WILLOWWOOD®

An Overview

Company Background

WillowWood has a rich heritage of serving the prosthetic and orthotic industry. The company was founded in 1907 by William E. Arbogast, a bilateral amputee. For four generations the company has been active in developing products that provide amputees both comfort and functionality.

Spurred by growth opportunities and the changing competitive dynamics in the orthotic and prosthetic industry, WillowWood accelerated the company's growth with the 2019 sale of a majority stake to DW Healthcare Partners, a private equity investment firm that focuses exclusively on healthcare businesses. In December 2021, DWHP sold its interest in WillowWood. WillowWood entered into a strategic partnership with Blue Sea Capital LLC, a growth oriented private equity investor. The partnership with Blue Sea Capital will enable the addition of new products to WillowWood's portfolio through a combination of internal innovation and external acquisitions in an effort to bring together the complete prosthetic solution. Our mission and vision remain unchanged and they continue to guide our actions and industry activities.

Headquartered in Mt. Sterling, Ohio, WillowWood employs over 130 employees. WillowWood has a global customer base and a worldwide network of over 20 distributors.



WillowWood Purpose

Be the prosthetic industry leader enabling the best clinical outcomes for amputees.

Our purpose not only reflects the time-honored principles we have lived by since the early days of WillowWood, but it also gives us forward direction to positively impact the world.

Products & Services

Prosthetic Products

WillowWood is dedicated to our mission of designing and manufacturing prosthetic products that are comfortable and functional. Every product we design aims to enable individuals with limb loss to remain active and ready to live life to the fullest. We utilize new technology to be at the industry's forefront with products. We offer a full line of traditional prosthetic devices ranging from low to high activity prosthetic feet, a complete line of thermoplastic elastomer and silicone prosthetic liners, endoskeletal componentry, suspension devices, and pediatric products. Our products are tested both mechanically and clinically for performance and safety.

CAD System

Our OMEGA® System provides practitioners with the latest in CAD software, shape capture devices, and tools designed specifically for the orthotics & prosthetics industry. The OMEGA® System allows prosthetists and orthotists to set themselves apart as professionals thanks to extremely accurate shape capture devices, intuitive software, and extensive education and technical customer support.

Custom Solutions Services

WillowWood's custom solutions team promises quality craftsmanship and timely fabrication services. We serve as an extension to our customers' facilities in providing quality work for their patients. Our team is skilled in both traditional and CAD/CAM workflows and can readily accept casts, OMEGA® files, and various other file formats.

Our Custom Solutions services include:

- Positive model carving (prosthetic and orthotic)
- Test and definitive sockets for lower extremity applications
- Shaping of transtibial and transfemoral foam covers
- WillowWood One® System sockets (transfemoral and transtibial applications)



Offered in various interface materials and fabrics, Alpha® Liners provide comfort and performance to amputees.



With one of the lowest build heights among fiberglass feet, the Koa™ LP can be used with longer residual limbs and a range of components.



LimbLogic® provides reliable and secure elevated vacuum for use in prostheses.



Clinicians can use the OMEGA® software for prosthetic and orthotic applications.

Customer Care

WillowWood excels at taking care of our customers. We're here to help you. If you need assistance, would like to place an order, or want to share feedback, please contact us during our business hours of 8:00 a.m. to 7:30 p.m. EST.

For order delivery, we offer the following carrier options:

- UPS
- FedEx
- U.S. Postal Service
- Motor Freight (customer choice)

E-mail

customerservice@willowwood.com

Phone:

(Toll free, U.S.) 1.800.848.4930
(Local, International) 740.869.3377

Fax:

(Toll free, U.S.) 1.888.878.4858
(Local, International) 740.869.4347

Address:

WillowWood Global LLC
15441 Scioto Darby Road, PO. Box 130
Mt. Sterling, Ohio 43143, USA

Warranty and Trial Period

WillowWood warrants that each product manufactured will, at the time of delivery, be of workmanlike quality and substantially free of defects. WillowWood makes no other warranty, implied or expressed, and makes no warranty of merchantability or fitness for a particular purpose. This warranty shall terminate immediately upon an action to combine our products with other materials or in any manner change the nature of our products. The remedy is repair or replacement or a prorated refund at the discretion of WillowWood. If a replacement product is provided to a customer, the warranty period will be the number of days remaining on the original warranty. WillowWood's liability shall not exceed the purchase price of the product. WillowWood is not responsible for any indirect, incidental or consequential damage.

This policy is intended as a guideline for WillowWood customers when returning merchandise for prorated credit or replacement. Upon receipt of new merchandise, the customer should inspect all products for damage in transit, missing pieces, or errors in order processing. When a customer wishes to return a product to WillowWood, the following guidelines should be followed:

- On the date a Return Merchandise Authorization (RMA) is requested, the merchandise being returned should either be: (1) within warranty guidelines OR (2) in resealable condition and no older than one year from date of the original invoice.
- If a facility needs to return a non-used WillowWood product for credit that was originally purchased from a distributor, the customer should contact the distributor for a RMA.

Product	Warranty Duration	Warranty/Start Date
Pre-Fabricated Liners	12 months	Date of patient fitting
Alpha® DESIGN Liners*	12 months	Date of patient fitting
Alpha® Classic Sleeve	2 months	Date of patient fitting
Alpha® Hybrid Sleeve, AK Sleeve & LimbLogic® Sleeve, One Sleeve & One Seal	3 months	Date of patient fitting
Pediatric SACH foot, Pediatric Impulse foot	12 months	Date of patient fitting
SACH foot, Single Axis Foot and DuraWalk Foot	12 months	Date of patient fitting
KOA™ LP foot, META® ARC Foot & META® Shock Foot	36 months	Date of patient fitting
Foot Shells for DuraWalk™	9 months	Date of patient fitting
Foot Shells for KOA™, META® Arc and META® Shock	6 months	Date of patient fitting
LimbLogic® (Distal or Side Mount)	24 months	Date of patient fitting
Custom Solutions Services	3 months	Date of patient fitting

Product	Trial Duration	Trial Start Date	Return Policy
Pre-Fabricated Liners	30 days	Date of patient fitting	Credit will be offered for patient rejection.** Exchange for different Alpha® Liner will be offered for all other circumstances.
Initial Alpha® DESIGN Liners (part number ending in "OT" or "EO")	30 days	Date of patient fitting	Credit only applied if determined the product is not appropriate for the intended patient. Returns will not be accepted for customer errors.
Koa™ LP, META® Arc & META® Shock	60 days	Date of patient fitting	Credit will be applied upon receipt of product return.
LimbLogic®	30 days	Date of patient fitting	Credit will be applied upon receipt of product return.
Custom Solutions Services	10 days	Date of patient fitting	Credit applied upon approval and/after evaluation of returned product.

* Initial Alpha® DESIGN Liners ordered with part numbers ending in "OT" or "EO" will be fabricated based on customer-provided specifications. If a customer is not satisfied with the initial DESIGN liner, it may be returned within 30 days of patient fitting for alteration, replacement, or credit at the sole discretion of WillowWood (trial period does not apply to duplicate DESIGN liners). Credit will only be applied if it is determined the product is not appropriate for the intended patient. Returns will not be accepted for customer errors.

** Patient rejection is defined as "product not appropriate for patient".

Alpha[®] Liners

Alpha[®] Family of Liners

There are three main points of difference among the liner family: Interface, Fabric, and Profile.

Thermoplastic Elastomer Liners:

	Alpha Classic Liners	Alpha Hybrid Liners	Alpha Basic Liners	Alpha SmartTemp TPE Liners
Interface	Classic Gel	Hybrid Gel	Classic Gel	Blend of Gel and Heat Absorption Technology
Fabric	Original Spirit MAX Select	Select	Flex Select (Locking Liner has Select Fabric distally)	Select
Profile	Uniform Progressive Tapered Contoured AK Profile	Uniform Progressive AK Symmetrical	6 mm Symmetrical	Uniform, Progressive, AK Symmetrical

Silicone Liners:

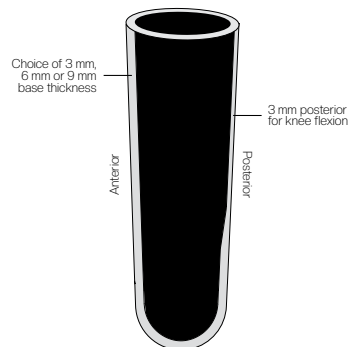
	Alpha Silicone Liners	WillowWood [®] Express Liners	Alpha SmartTemp Silicone Liners	Alpha Duo Liners	Fabricless SmartTemp Liner	Alpha TruSeal Liner
Interface	Silicone	Soft Durometer Silicone	Silicone with Outlast [®]	Interior: Classic Gel Exterior: Silicone	Silicone with Outlast [®]	Silicone
Fabric	Select	Original Select	Select	Fabricless, Satin finish	Fabricless, Satin finish	Fabricless, Satin finish
Profile	Progressive AK Symmetrical	Uniform, AK Profile	Uniform, Progressive AK Symmetrical	4.5 mm Symmetrical	4.5 mm Symmetrical	AK Symmetrical

Alpha[®] Liner: Profiles

Uniform Profile

✔ Transtibial

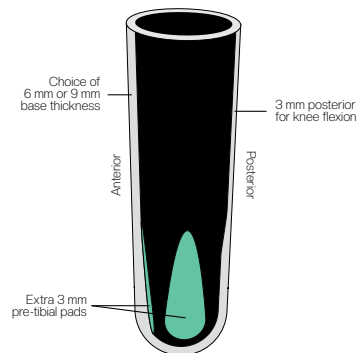
- Upper extremity
- Gel is distributed evenly throughout the liner
- Gel behind the knee thins to 3 mm for easy bending of the knee
- Well-suited for most transtibial applications



Contoured Profile

✔ Transtibial

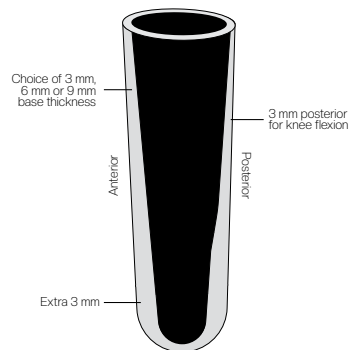
- Additional 3 mm gel pads on anterior distal walls
- Gel behind the knee thins to 3 mm for easy bending of the knee
- Good choice for transtibial patients with prominent tibial crest



Tapered Profile

✔ Transtibial

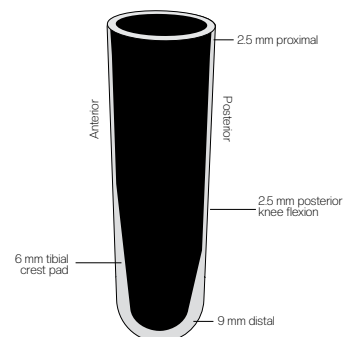
- Uniform gel style with extra 3 mm tibial gel pads
- Gel behind the knee thins to 3 mm for easy ending of the knee
- Ideal for conical residual limbs and applications



Progressive Profile

✔ Transtibial

- Gel thins to 2.5 mm behind knee for broad range of knee motion
- Provides extra cushioning at distal end and over tibial crest
- Good choice for moderate to high activity level transtibial patients



Alpha[®] Liners: Profiles

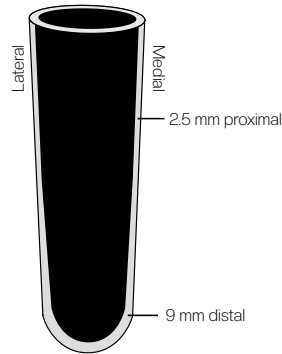
Symmetrical Profile:

✔ Transfemoral ✔ Transtibial

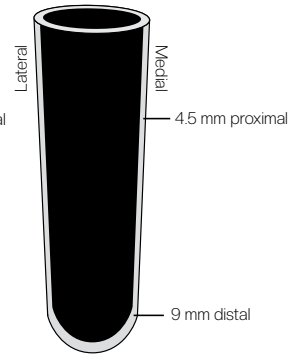
- Extra gel thickness distally for maximum comfort
- Rotatable to extend life of the liner
- Symmetrical AK is a good choice for transfemoral amputees preferring a thin gel profile and who reflect liners for greater comfort at the socket trim line
- Symmetrical AK and Symmetrical, 4.5 mm profiles provide gel 9 mm distally for maximum comfort
- Symmetrical 6 mm profiles is intended for transtibial or transfemoral use



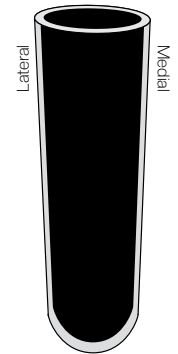
Symmetrical, AK



Symmetrical, 4.5 mm



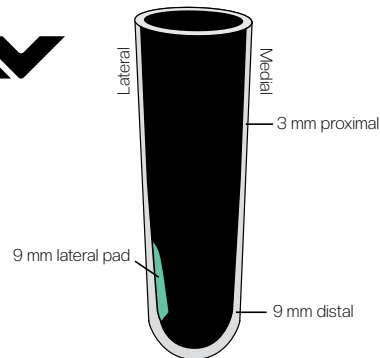
Symmetrical, 6 mm



AK Profile

✔ Transfemoral

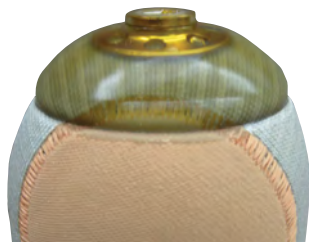
- 9 mm lateral gel pad protects distal femur
- Thin top edge for slim profile under clothing
- Ideal comfort for transfemoral amputees



Warranty: 12 months from patient fit date

Trial Period: 30 days from patient fit date

Umbrella Types:



Standard locking umbrella



Accordion locking umbrella

Alpha[®] Classic Liners

Product Highlights

- Distinct gel profiles accommodate various limb shapes
- Available in cushion and locking
- Thermoplastic elastomer gel with mineral oil

In order to provide an excellent socket fit and maximum comfort, Alpha Classic Liners are available in three gel thicknesses and various profiles. Alpha Classic Liners are composed of a skin- friendly thermoplastic elastomer. The gel flows to adapt to uneven socket pressures, while its low rebound means the liner maintains its adapted shape over time. The liners are heat moldable, allowing prosthetists to easily stretch the liners within their facilities.

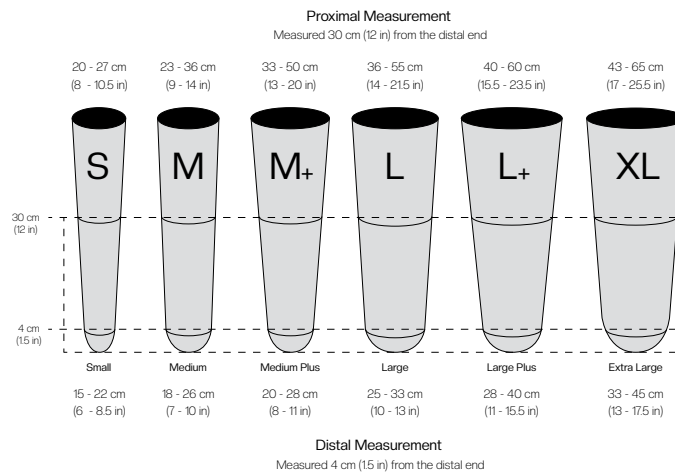
The durable Original Fabric helps extend the life of the liner. To aid in maximizing socket life, Alpha Classic Liners will retrofit with other Alpha Liners having the same profile and umbrella.



☑ Transtibial

L-Code Suggestions: L5679 (cushion), L5973 (locking)

Liner Sizing:



How to Order:

Name Code	Profile	Fabric	Thickness	Size	Single Liner
ALC (Cushion)	5 = uniform	0 = Original Green/Gray	3 = 3 mm (uniformed & tapered only)	3 = small	E = Each, Original and Spirit Fabrics
ALL (Locking)	7 = tapered	1 = Original Buff	6 = 6 mm	4 = medium plus	X = Each, MAX Fabric
	9 = contoured	4 = Spirit Buff	9 = 9 mm	6 = large	
		8 = MAX Buff		8 = large plus	
				7 = extra large	

Alpha[®] Classic

MP Liners

Product Highlights

- Same price for locking or cushion
- Powerhouse core of the Alpha Family of liners
- Heat moldable

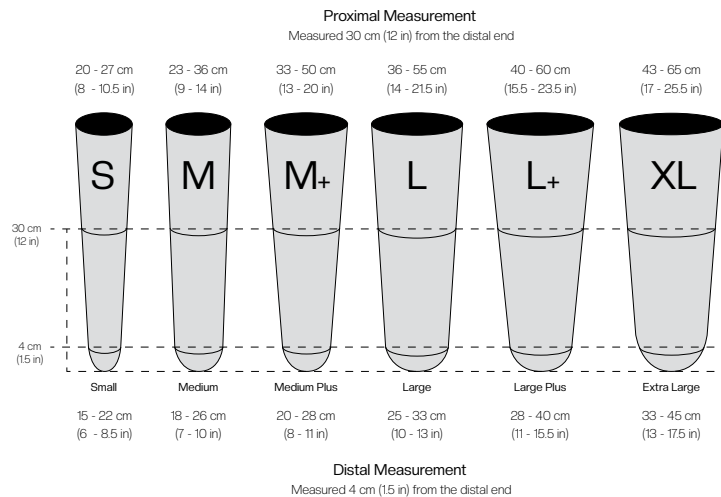
The most popular and best-selling Alpha Liner is the Alpha Classic MP. This liner features Alpha Classic Gel, 6 mm gel thickness, and the Original Fabric in green/gray.



✔ Transtibial

L-Code Suggestion: L5679 (cushion), L5973 (locking)

Liner Sizing:



Part Numbers:

Size	Cushion Item #	Locking Item #
Small	ALC-5063-E	ALL-5063-E
Medium	ALC-5060-E	ALL-5060-E
Medium Plus	ALC-5064-E	ALL-5064-E
Large	ALC-5066-E	ALL-5066-E
Large Plus	ALC-5068-E	ALL-5068-E
Extra Large	ALC-5067-E	ALL-5067-E

Alpha[®] Classic

Liners with Select Fabric

Product Highlights

- One-way stretch fabric to control pistoning
- Available in cushion and locking
- Thermoplastic elastomer gel with mineral oil
- Distinct gel profiles accommodate various limb shapes



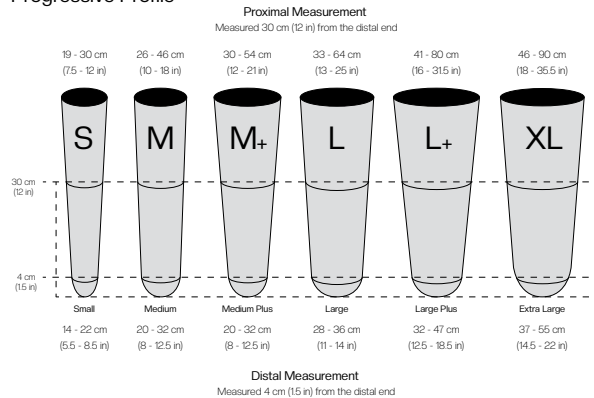
The comfort of the Alpha Classic Liner is available in Select Fabric. This fabric, engineered exclusively for WillowWood, allows circumferential stretch, yet maintains liner elongation within specified limits. A flexible panel incorporates an abrasion-resistant fabric allowing the limb to easily flex without pulling and tightening at the knee. This panel and the thin gel behind the knee allows for comfort while sitting or bending for extended periods of time. The Alpha Classic liners with Select Fabric are available in Progressive and 6 mm Uniform Profiles.

✔ Transtibial

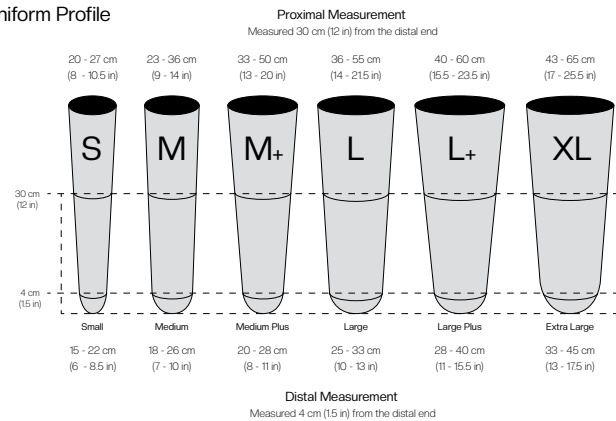
L-Code Suggestion: L5679 (cushion), L5973 (locking)

Liner Sizing:

Progressive Profile



Uniform Profile



Part Numbers:

Size	Locking		Cushion	
	Progressive Item #	Uniform Item #	Progressive Item #	Uniform Item #
Small	A352-6393	A351-5363	A350-6393	A350-5363
Medium	A352-6390	A351-5360	A350-6390	A350-5360
Medium Plus	A352-6394	A351-5364	A350-6394	A350-5364
Large	A352-6396	A351-5366	A350-6396	A350-5366
Large Plus	A352-6398	A351-5368	A350-6398	A350-5368
Extra Large	A352-6397	A351-5367	A350-6397	A350-5367

Alpha[®] Basic Liners

Product Highlights

- Designed specifically for low-activity use
- Flexible fabric comfortable for extended periods of knee flexion
- Pistoning minimized distally without a constrictive matrix
- Retrofits with common liner profiles

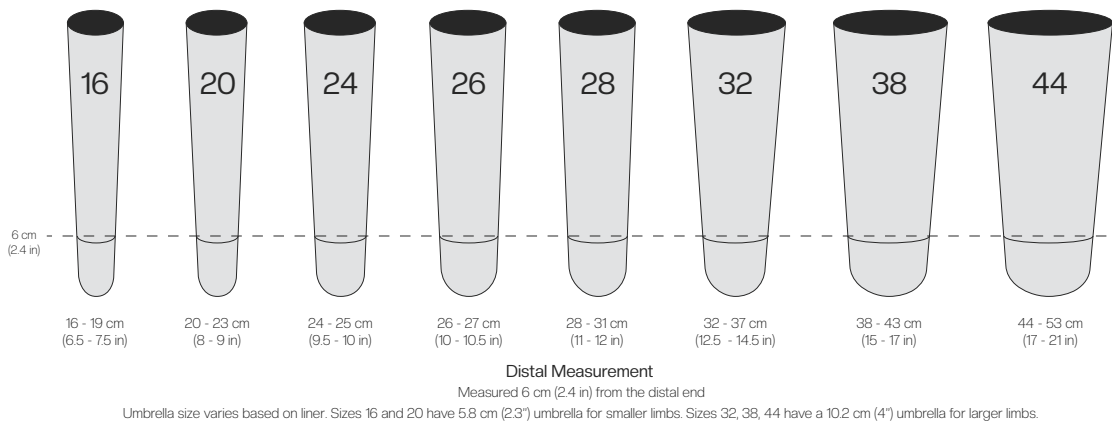
The Alpha Basic Liner was developed specifically for amputees with low activity levels. The liner has a Symmetrical 6 mm Gel Profile. WillowWood's Alpha Classic gel is paired with a flexible fabric to ensure easy donning and that the liners do not grab or pull on the knee when flexed. To minimize pistoning, the Alpha Basic Locking Liner utilizes the one-way stretch Select Fabric at the distal end of the liner without constricting a patient's residual limb.



- ✔ Transtibial
- ✔ Transfemoral

L-Code Suggestions: L5679 (cushion), L5973 (locking)

Liner Sizing:



Part Numbers:

Size	Standard Locking Umbrella Item #	Large Locking Umbrella Item #	Cushion Item #
16	ABLL-16-6	-	ABCL-16-6
20	ABLL-20-6	-	ABCL-20-6
24	ABLL-24-6	-	ABCL-24-6
26	ABLL-26-6	-	ABCL-26-6
28	ABLL-28-6	-	ABCL-28-6
32	ABLL-32-6	ABKL-32-6	ABCL-32-6
38	ABLL-38-6	ABKL-38-6	ABCL-38-6
44	ABLL-44-6	ABKL-44-6	ABCL-44-6

Please Note: A drying stand is not included with the Alpha Basic Liner.

Alpha[®] Hybrid Liners

Product Highlights

- Controls pistoning without a distal matrix
- Cushion liners ideal for use with elevated vacuum
- Size of accordion umbrella changes with liner size

The Alpha Hybrid Liner allows for easy bending and flexing of the knee, controlled pistoning, and easy donning. The liner's one-way stretch fabric effectively controls pistoning without a distal matrix and allows circumferential stretch while maintaining liner elongation within specified limits. A flexible panel incorporates an abrasion-resistant fabric allowing the limb to easily flex without pulling and tightening at the knee. This panel and the thin gel behind the knee allows for comfort while sitting or bending for extended periods of time. A new socket should be fabricated for best use of the Alpha Hybrid Liner with Progressive Gel style. The Alpha Hybrid Liner with Uniform Gel style is a solution for amputees currently wearing a 6 mm Uniform Alpha Classic Liner with Original Fabric and want to experience the benefits of this new liner.

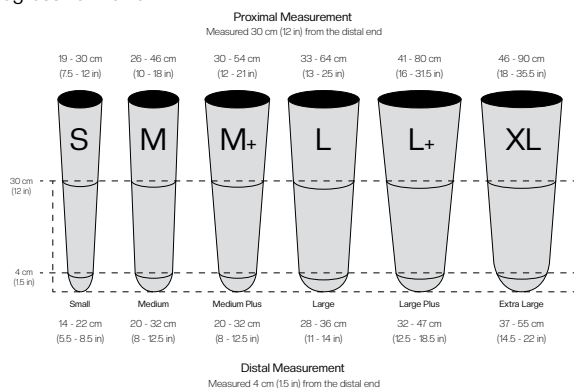


✓ Transtibial

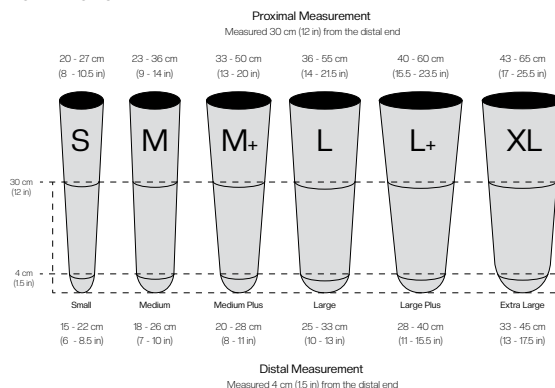
L-Code Suggestion: L5679 (cushion), L5973 (locking)

Liner Sizing:

Progressive Profile



Uniform Profile



Part Numbers:

Size	Locking		Cushion	
	Progressive Item #	Uniform Item #	Progressive Item #	Uniform Item #
Small	H352-6393	H351-5363	H350-6393	H350-5363
Medium	H352-6390	H351-5360	H350-6390	H350-5360
Medium Plus	H352-6394	H351-5364	H350-6394	H350-5364
Large	H352-6396	H351-5366	H350-6396	H350-5366
Large Plus	H352-6398	H351-5368	H350-6398	H350-5368
Extra Large	H352-6397	H351-5367	H350-6397	H350-5367

WillowWood®

Express Liners

Product Highlights

- Custom silicone formulated specifically for gel liner wearers
- Choose from Original and Select Fabrics
- Available in cushion and locking

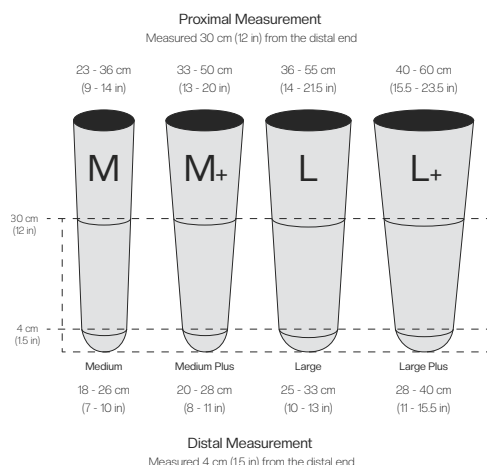
WillowWood's Express Liner is a softer-durometer silicone that replicates the feel and comfort of TPE gel liners. The platinum-cured, medical-grade silicone contains skin-friendly Vitamin E to foster a healthy limb environment. No messy lotions or creams are necessary to don the liner. The soft silicone of the Express Liner may be covered in durable Original Fabric or the one-way stretch Select Fabric to help extend the life of the liner.



✔ Transtibial

L-Code Suggestions: L5679 (cushion), L5973 (locking)

Liner Sizing:



Part Numbers:

Size/Profile Uniform, 6 mm	Locking		Cushion	
	Original Fabric Item #	Select Fabric Item #	Original Fabric Item #	Select Fabric Item #
Medium	E001-5160	E351-5160	E000-5160	E350-5160
Medium Plus	E001-5164	E351-5164	E000-5164	E350-5164
Large	E001-5166	E351-5166	E000-5166	E350-5166
Large Plus	E001-5168	E351-5168	E000-5168	E350-5168

Availability based on demand.

Alpha[®] Silicone Liners

Product Highlights

- Non-greasy & non-tacky interface
- Controls pistoning without a distal matrix
- Size of accordion umbrella changes with liner size

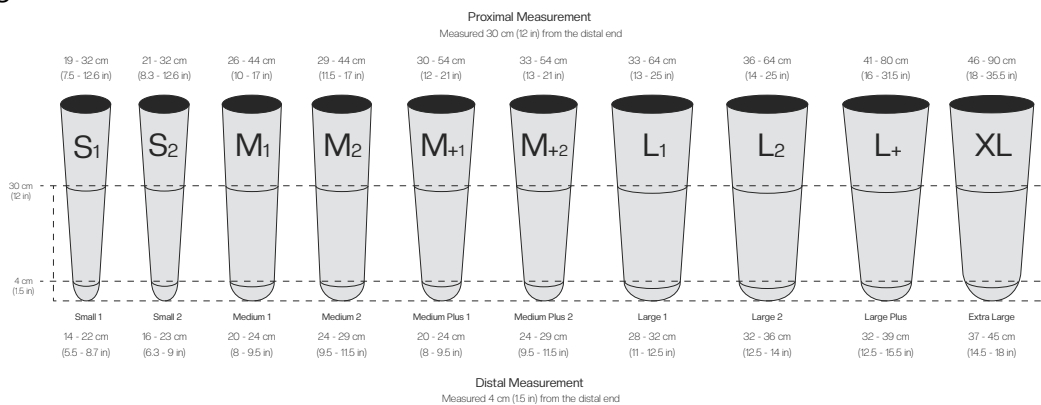


WillowWood's Alpha Silicone Liner uses a proprietary, platinum-cured, medical grade silicone designed for comfort and performance. Our unique blend of silicone, Vitamin E, and skin conditioners results in a pleasing surface that is non-greasy, non-tacky, and comfortable against the skin. The Alpha Silicone Liner uses Select Fabric that controls pistoning without using a distal matrix. The Select Fabric allows for circumferential stretch making it easy to don for numerous limb shapes. The flexible knee panel provides enhanced knee flexion and a broad range of knee motion. The Alpha Silicone Liner retrofits with Alpha Hybrid Liners with a Progressive Profile.

✔ Transtibial

L-Code Suggestions: L5679 (cushion), L5973 (locking)

Liner Sizing:



Part Numbers:

Size	Locking Item #	Cushion Item #
Small 1	S352-6593-1	S350-6593-1
Small 2	S352-6593-2	S350-6593-2
Medium 1	S352-6590-1	S350-6590-1
Medium 2	S352-6590-2	S350-6590-2
Medium Plus 1	S352-6594-1	S350-6594-1
Medium Plus 2	S352-6594-2	S350-6594-2
Large 1	S352-6596-1	S350-6596-1
Large 2	S352-6596-2	S350-6596-2
Large Plus	S352-6598-1	S350-6598-1
Extra Large	S352-6597-1	S350-6597-1

Alpha[®] SmartTemp

Gel Liners

Product Highlights

- Proprietary blend of TPE gel and heat absorption technology
- Delays the onset of sweat
- Stabilizes skin temperature
- One-way stretch fabric controls pistoning

Sweat and heat within a prosthetic liner are long-standing complaints among amputees. Clinicians may now address these issues and provide their patients with the Alpha SmartTemp Gel Liner with WillowWood's proprietary blend of TPE gel and heat absorption technology. This technology allows the liner to absorb and store heat from a residual limb and delay the onset of sweat. The liner releases the stored heat as the body cools down, stabilizing the skin temperature to keep an amputee comfortable all day. With the reduction of sweat within the liner, chafing and skin breakdown may be reduced while suspension strength of the prosthesis may be improved.

The liner utilizes one-way stretch Select Fabric to control pistoning without the need of a distal matrix while allowing circumferential stretch for easy donning. The flexible knee panel of abrasion-resistant fabric permits comfortable, easy flexion without pulling and tightening at the knee. The panel and the thin gel behind the knee allow for comfort when sitting or bending for extended periods of time. Available in 6 mm Uniform and Progressive Profiles, the Alpha SmartTemp Gel Liner retrofits with other transtibial Alpha Liners of the same size, profile and distal end.

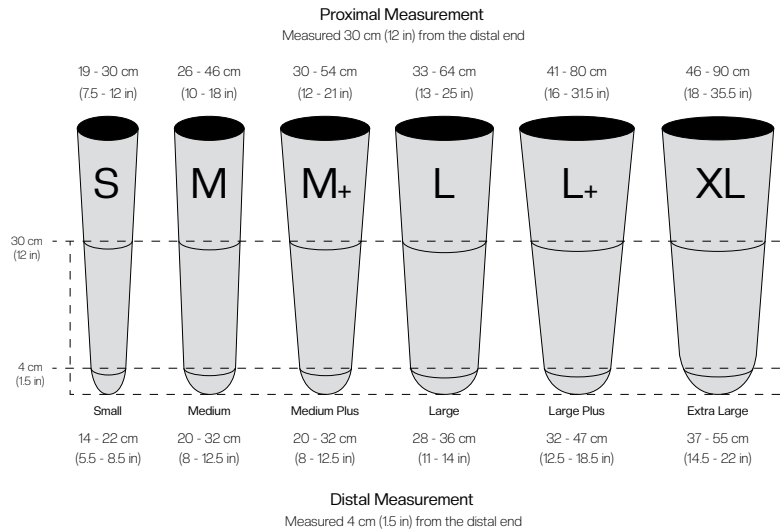


✔ Transtibial

L-Code Suggestions: L5679 (cushion), L5973 (locking)

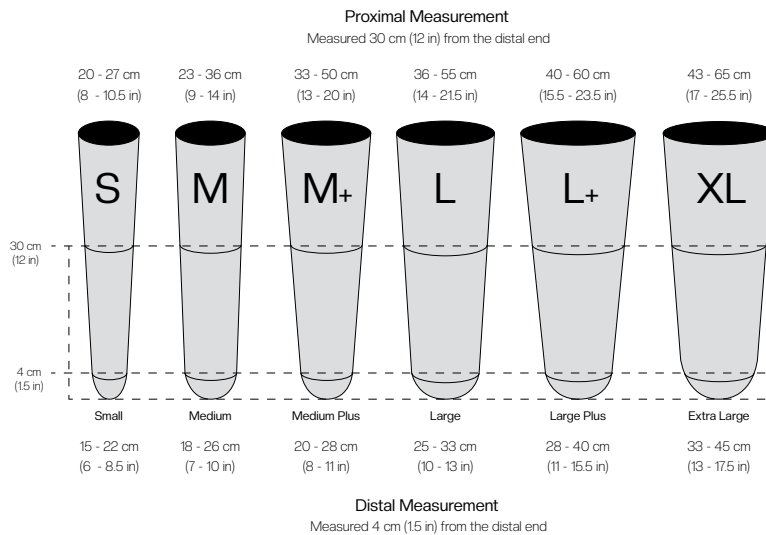
Liner Sizing:

Progressive Profile



Patients wearing this liner may retrofit with other Alpha Liners of the same profile, base size, and umbrella style.

Uniform Profile



Patients wearing this liner may retrofit with other Alpha Liners of the same profile, base size, and umbrella style.

Part Numbers:

Size	Locking		Cushion	
	Progressive Item #	Uniform Item #	Progressive Item #	Uniform Item #
Small	P352-6393	P351-5363	P350-6393	P350-5363
Medium	P352-6390	P351-5360	P350-6390	P350-5360
Medium Plus	P352-6394	P351-5364	P350-6394	P350-5364
Large	P352-6396	P351-5366	P350-6396	P350-5366
Large Plus	P352-6398	P351-5368	P350-6398	P350-5368
Extra Large	P352-6397	P351-5367	P350-6397	P350-5367

Alpha[®] SmartTemp

Silicone Liners

Product Highlights

- Uses Outlast[®] technology - originally developed for NASA
- Delays the onset of sweat and reduces chafing
- Uses Select Fabric for a broad range of motion
- Available in Progressive and Uniform Profiles

The Alpha SmartTemp Silicone Liner featuring Outlast[®] combines silicone with the heat management technology of Outlast[®]. This revolutionary liner regulates heat by responding to fluctuations in skin temperature. The Alpha SmartTemp Silicone Liner absorbs and stores heat as it builds up in a residual limb delaying the onset of sweat before it starts. By releasing stored heat as the body cools, the liner stabilizes skin temperature to keep an amputee comfortable all day.

The Alpha SmartTemp Silicone Liner uses one-way stretch Select Fabric that allows circumferential stretch for easy donning while controlling pistoning. The liner is offered in both Progressive and Uniform Profiles which allows for retrofitting with Alpha Liners of the same profile, base size, and umbrella style.

The liner utilizes one-way stretch Select Fabric to control pistoning without the need of a distal matrix while allowing circumferential stretch for easy donning. The flexible knee panel of abrasion-resistant fabric permits comfortable, easy flexion without pulling and tightening at the knee. The panel and the thin gel behind the knee allow for comfort when sitting or bending for extended periods of time. Available in 6 mm Uniform and Progressive Profiles, the Alpha SmartTemp Gel Liner retrofits with other transtibial Alpha Liners of the same size, profile and distal end.

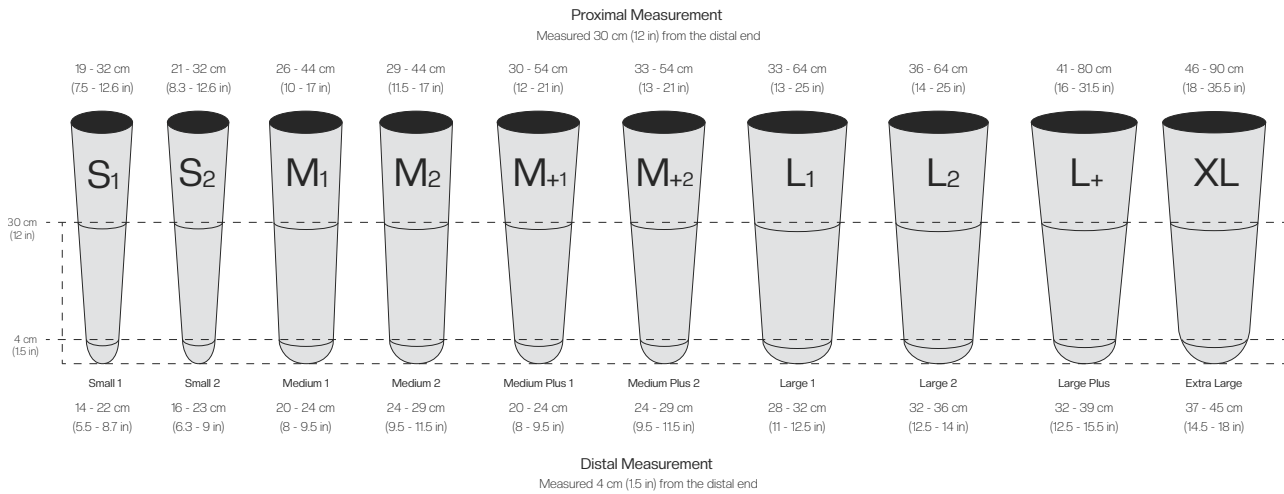


☑ Transtibial

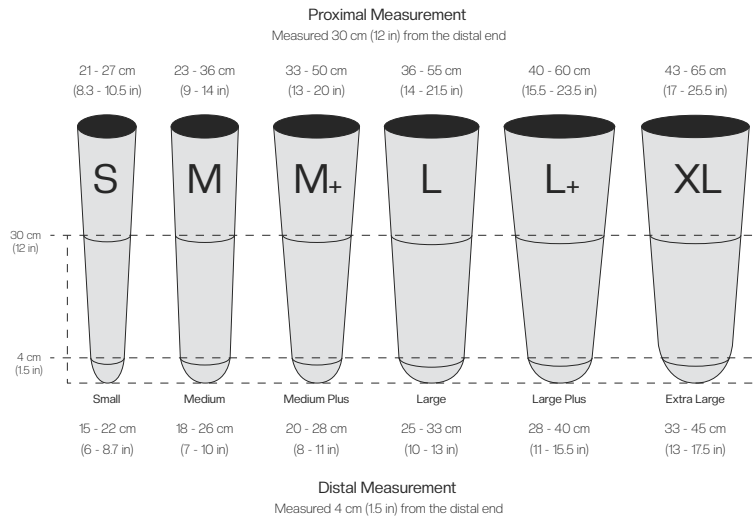
L-Code Suggestions: L5679 (cushion), L5973 (locking)

Liner Sizing:

Progressive Profile



Uniform Profile



Part Numbers:

Size	Locking Item #	Cushion Item #
Small 1	T352-6593-1	T350-6593-1
Small 2	T352-6593-2	T350-6593-2
Medium 1	T352-6590-1	T350-6590-1
Medium 2	T352-6590-2	T350-6590-2
Medium Plus 1	T352-6594-1	T350-6594-1
Medium Plus 2	T352-6594-2	T350-6594-2
Large 1	T352-6596-1	T350-6596-1
Large 2	T352-6596-2	T350-6596-2
Large Plus	T352-6598-1	T350-6598-1
Extra Large	T352-6597-1	T350-6597-1

Size/Profile	Locking Item #	Cushion Item #
Uniform, 6 mm		
Small	T351-5363	T350-5363
Medium	T351-5360	T350-5360
Medium Plus	T351-5364	T350-5364
Large	T351-5366	T350-5366
Large Plus	T351-5368	T350-5368
Extra Large	T351-5367	T350-5367

Alpha[®] SmartTemp

Fabricless Liners

Product Highlights

- Uses Outlast[®] technology
- Easy donning; no lubricants needed
- Delays the onset of sweat and reduces chafing
- Available in Cushion only
- Provides stability and helps contain soft tissue

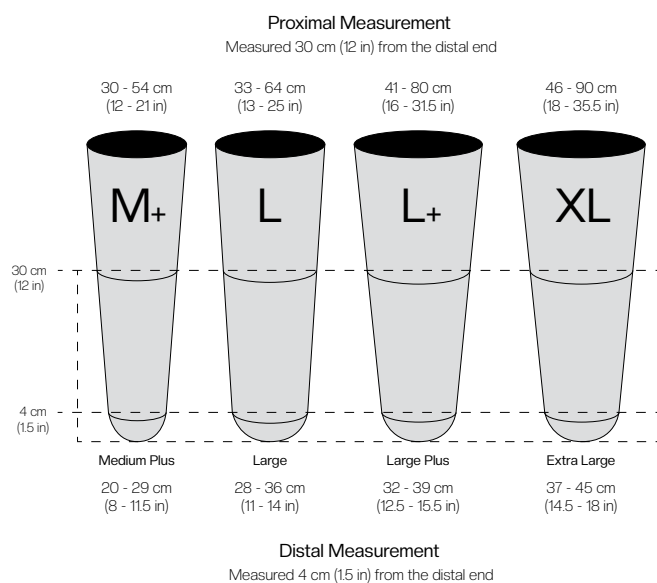
The fabric-free Alpha SmartTemp AK liner was specifically designed for use with the WillowWood One[®] TF System, however, can be used with any vacuum or suction transfemoral applications. Alpha Silicone is combined with the heat management technology of Outlast[®] to delay the onset of sweat. The liner's symmetrical 4.5 mm profile retrofits with the Alpha Duo Liner. Included with the liner is the One Gel sock which uses MAX Fabric and has a thin layer of silicone on its interior. The sock protects a fabricless liner's exterior from premature wear, acts as an air wick and allows vacuum to establish within a socket.



✔ Transfemoral

L-Code Suggestions: L5679 (cushion), L8417 (gel sock)

Liner Sizing:



Part Numbers:

Size/Profile	Cushion Item #
Symmetrical, 4.5 mm	
Medium Plus	T990-1944
Large	T990-1946
Large Plus	T990-1948
Extra Large	T990-1947

Product/Size	Item #
One Gel Sock, Size Medium Plus	ONE-SOCK-MP
One Gel Sock, Size Large	ONE-SOCK-LG
One Gel Sock, Size Large Plus	ONE-SOCK-LP
One Gel Sock, Size Extra Large	ONE-SOCK-XL

Alpha[®] Duo Liners

Product Highlights

- Fabric-free exterior with a satin finish for easy donning; no lubricants needed
- Perfect combination of comfort and durability
- Provides stability and helps contain soft tissue
- Available in Cushion only

WillowWood's Alpha Duo Liner combines the comfort of gel with the durability of silicone making it one of the most unique liners on the market today. Inside the Alpha Duo Liner is our skin-friendly Alpha Classic Gel with mineral oil, providing all-day comfort. Alpha Silicone covers the liner exterior for durability and protection. The final touch is a satin finish that will not deteriorate over time and slides against itself for easy donning without requiring lubricants.

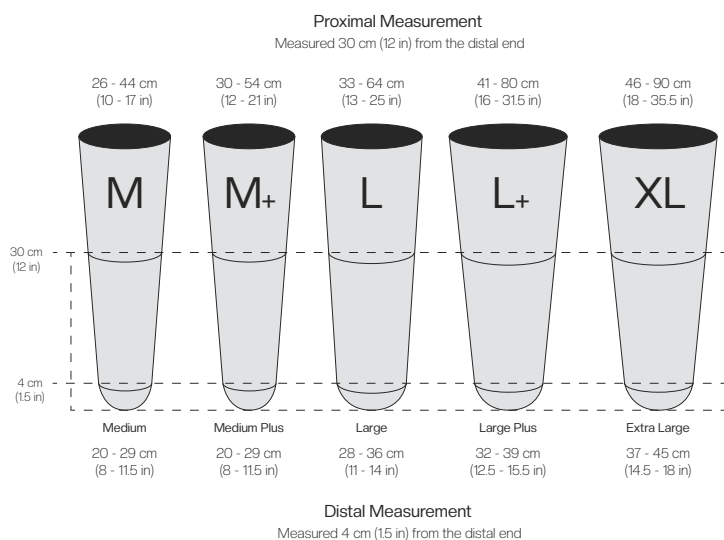
Designed for transtibial or transfemoral use, the Alpha Duo Liner may be used with suction suspension or elevated vacuum. The liner also retrofits with the fabricless Alpha SmartTemp Liner used in the transfemoral WillowWood One[®] System. A One Gel Sock is included with each liner.



- ✔ Transfemoral
- ✔ Transtibial

L-Code Suggestions: L5679 (cushion), L8417 (gel sock)

Liner Sizing:



Part Numbers:

Size/Profile	Cushion Item #
Symmetrical, 4.5 mm	
Medium	D990-1940
Medium Plus	D990-1944
Large	D990-1946
Large Plus	D990-1948
Extra Large	D990-1947

Product/Size	Item #
One Gel Sock, Size Medium	ONE-SOCK-MD
One Gel Sock, Size Medium Plus	ONE-SOCK-MP
One Gel Sock, Size Large	ONE-SOCK-LG
One Gel Sock, Size Large Plus	ONE-SOCK-LP
One Gel Sock, Size Extra Large	ONE-SOCK-XL

Alpha[®] TruSeal Liner

Product Highlights

- Medical grade, platinum-cured silicone
- Four integrated sealing fins
- Satin outer-finish, no lubricant needed
- Embedded fabric mesh
- Features a 12-month warranty

WillowWood's Alpha TruSeal Liner uses a proprietary, platinum-cured, medical grade silicone designed for comfort and performance. The liner has four integrated sealing fins designed to ensure confident suction suspension. With TruSeal's stepped fins and Volume Management Pads, a large range of fluctuation can be accommodated. The satin outer finish allows for easy donning, does not require messy lubricants and is easier to clean than a fabric covered liner. An inner topcoat is applied to reduce tack while controlling soft tissue compression and rotation. An embedded mesh fabric within the silicone resists abrasion and protects the liner from rips and tears. The Alpha TruSeal Liner is available in a Symmetrical Profile and two tapers (conical and cylindrical) to accommodate various limb shapes.

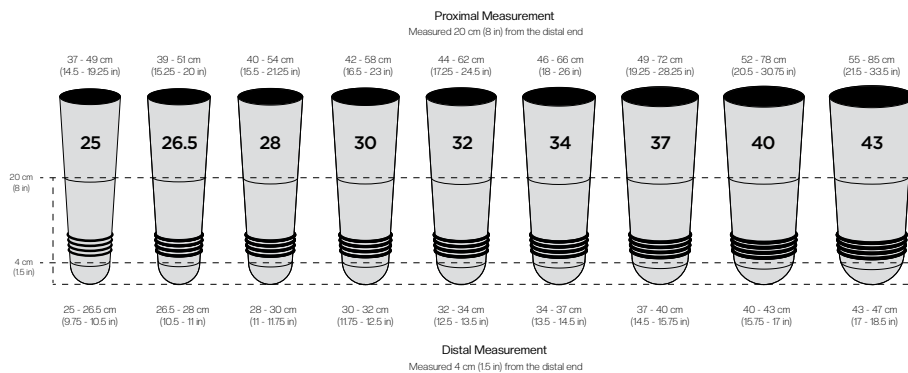


Alpha Silicone VMP, set of 2
Pad measures 9" x 4.5"; 4.5 mm & 7.5 mm thicknesses
ALA-VM-S2

✔ Transfemoral

L-Code Suggestion: L5679 (cushion)

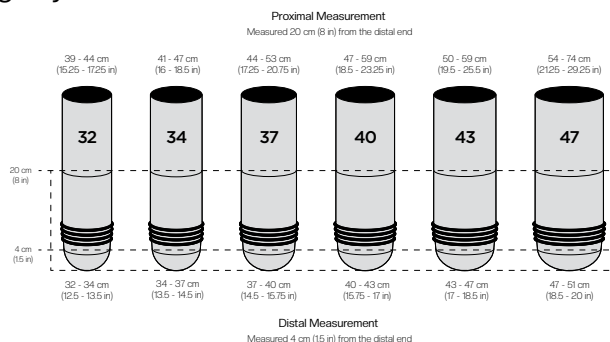
Liner Sizing: Conical



Part Numbers:

Size	Item #	Optional
25	S494-1125	ALA-VM-S2
26.5	S494-1126	Alpha Silicone
28	S494-1128	Volume Management Pads, set of 2
30	S494-1130	
32	S494-1132	
34	S494-1134	
37	S494-1137	
40	S494-1140	
43	S494-1143	

Liner Sizing: Cylindrical



Part Numbers:

Size	Item #	Optional
32	S495-1132	ALA-VM-S2
34	S495-1134	Alpha Silicone
37	S495-1137	Volume Management Pads, set of 2
40	S495-1140	
43	S495-1143	
47	S495-1147	

Alpha[®] Classic

AK Liners

Product Highlights

- Unique AK Gel profile adds comfort for transfemoral amputees
- Skin-friendly, mineral-oil based gel
- Available in cushion and locking

Alpha Classic AK Liners are available with an AK Profile in order to meet the needs specific to transfemoral amputees.

Alpha Classic AK Liners with the AK Profile accommodate the often sensitive areas of transfemoral residual limbs with a specific gel style and incorporate skin-friendly, mineral-oil-based Alpha Classic Gel. The liner, offered in cushion and locking, has 9 mm of gel distally, tapering to 3 mm proximally—with a built-in gel pad to protect the often-sensitive femur. This extra gel pad provides a total of 9 mm of gel at the distal lateral aspect of the liner.

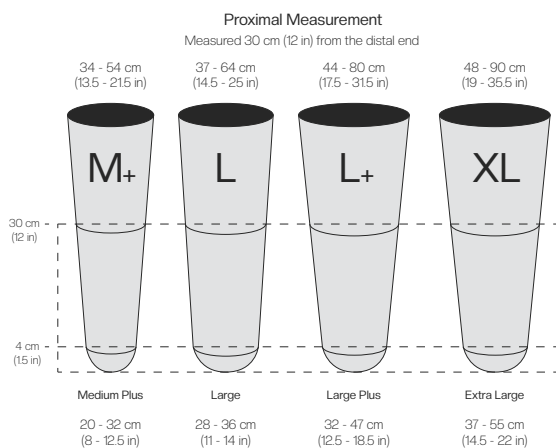
The Spirit Fabric used for Cushion Liners is unique in its ability to flex during donning or doffing and may be used with a Velcro[®]-like material for added security. Alpha Classic AK Locking Liners use one-way stretch MAX Fabric that limits vertical pistoning movements around the complete circumference of the liner.



✔ Transfemoral

L-Code Suggestion: L5679 (cushion) L5973 (locking)

Liner Sizing:



Part Numbers:

Size	Cushion (Spirit Fabric) Item #	Locking (MAX Fabric) Item #	Locking (Select Fabric) Item #
Medium Plus	AKC-2634-E	AKL-2634-X	A442-1494
Large	AKC-2636-E	AKL-2636-X	A442-1496
Large Plus	AKC-2638-E	AKL-2638-X	A442-1498 (Accordion umbrella)
Extra Large	AKC-2637-E	AKL-2637-X (standard umbrella) AKL-2631-X (large umbrella)	A442-1497

Alpha[®] Hybrid

AK Liners

Product Highlights

- Controls pistoning without a distal matrix
- Hybrid gel is skin-friendly and resists excessive elongation
- Rotate liners to increase longevity

Alpha Hybrid AK Liners have a Symmetrical Profile that has 9 mm gel distally and then taper to 2.5 mm gel at the anterior and posterior. This symmetrical design allows the user to rotate the liner for extended wear. The liner utilizes one-way stretch fabric for controlled pistoning without a rigid distal matrix and provides tissue compression without uncomfortable pressure on the limb. The locking version features an accordion-style umbrella that blends with a patient's anatomy for an almost unnoticeable feeling.

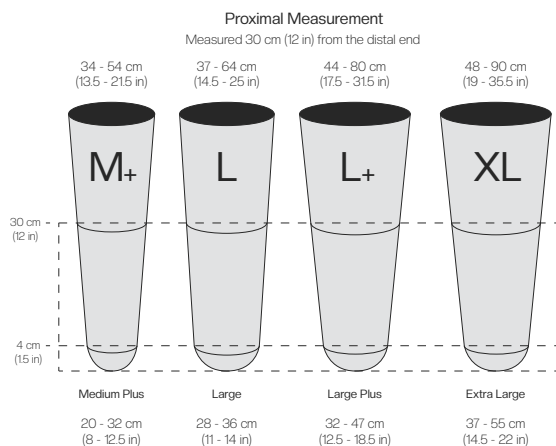
The Symmetrical Profile is a good choice for amputees who reflect liners for greater comfort at the socket brim line. The Select Fabric's one-way stretch controls pistoning while remaining easy to don.



☑ Transfemoral

L-Code Suggestion: L5679 (cushion), L5973 (locking)

Liner Sizing:



Part Numbers:

Size/Profile	Locking Item #	Cushion Item #
Medium Plus	H442-1494	H440-1494
Large	H442-1496	H440-1496
Large Plus	H442-1498	H440-1498
Extra Large	H442-1497	H440-1497

WillowWood®

Express AK Liners

Product Highlights

- Custom silicone formulated specifically for gel liner wearers
- Available in Cushion and Locking

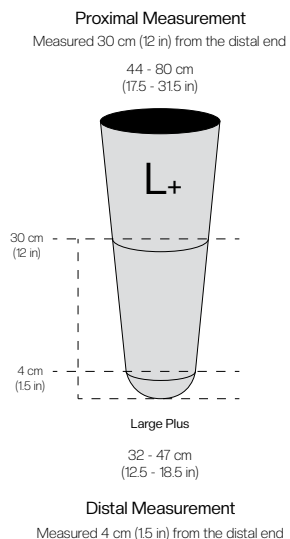
WillowWood's Express AK Liner is a softer-durometer silicone that replicates the feel and comfort of thermoplastic elastomer gel liners. The platinum-cured, medical-grade silicone contains skin-friendly Vitamin E to foster a healthy limb environment. No messy lotions or creams are necessary to don the liner. The liner's outer fabric is determined by the type of suspension that will be used. Express AK Cushion Liners use the Spirit Fabric while the locking version uses the one-way stretch MAX Fabric to help extend the life of the liner.



☑ Transfemoral

L-Code Suggestion: L5679 (cushion), L5973 (locking)

Liner Sizing:



Part Numbers:

Size	MAX Fabric	Spirit Fabric	Select Fabric	
	Locking Item #	Cushion Item #	Locking Item #	Cushion Item #
Large Plus	E431-2198	E410-2198	E441-2498	E440-2498

Availability based on demand.

Alpha[®] Silicone

AK Liners

Product Highlights

- Non-greasy & non-tacky surface
- Controls pistoning without a distal matrix
- Accordion umbrella blends with a patient's anatomy

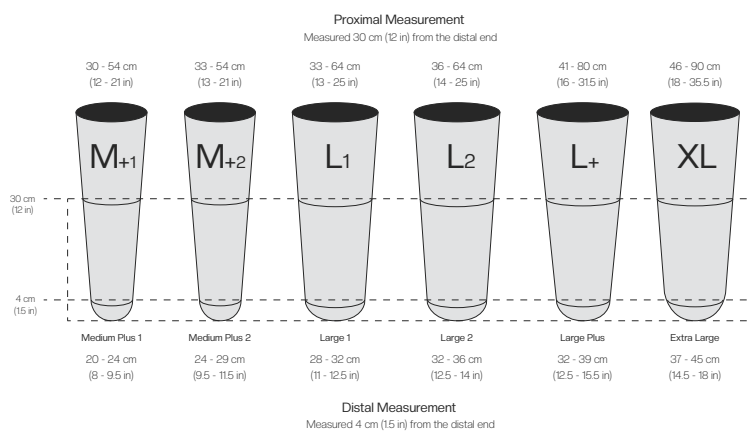
The Alpha Silicone AK Liner with Symmetrical Profile provides extra protection to the distal femur and allows the liner to be rotated for extended wear. The liner uses a proprietary, platinum-cured, medical grade silicone designed for both comfort and performance for transfemoral amputees. Our unique blend of silicone, Vitamin E, and skin conditioners results in a smooth surface that is non-greasy, non-tacky, and comfortable against the skin. The Alpha Silicone AK Liner uses Select Fabric that controls pistoning without using a distal matrix yet allows for circumferential stretch for easy donning.



✔ Transfemoral

L-Code Suggestion: L5679 (cushion), L5973 (locking)

Liner Sizing:



Part Numbers:

Size	Locking Item #	Cushion Item #
Medium Plus 1	S442-1694-1	S440-1694-1
Medium Plus 2	S442-1694-2	S440-1694-2
Large 1	S442-1696-1	S440-1696-1
Large 2	S442-1696-2	S440-1696-2
Large Plus	S442-1698-1	S440-1698-1
Extra Large	S442-1697-1	S440-1697-1

Alpha[®] SmartTemp

Gel AK Liners

Product Highlights

- Proprietary blend of TPE gel and heat absorption technology
- Absorbs and stores heat from residual limbs
- Select Fabric controls pistoning

Sweat and heat within a prosthetic liner are long-standing complaints among amputees as they can lead to suspension security and limb health issues. Clinicians may address these issues with the Alpha SmartTemp Gel AK Liner featuring WillowWood's proprietary blend of TPE gel and heat absorption technology. This technology allows the liner to absorb and store heat from a residual limb and delay the onset of sweat. The liner releases the stored heat as the body cools down, stabilizing the skin temperature to keep an amputee comfortable all day. With the reduction of sweat within the liner, chafing and skin breakdown on the residual limb may be reduced along with suspension security concerns.

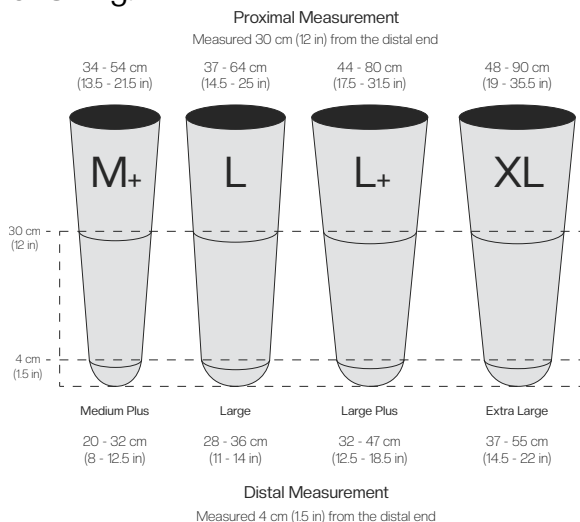
The liner utilizes one-way stretch Select Fabric to control pistoning without the need of a distal matrix while allowing circumferential stretch for easy donning. The Select Fabric provides gentle tissue compression without placing uncomfortable pressure on the residual limb. Available in a Symmetrical AK profile, the Alpha SmartTemp Gel AK Liner may be rotated to extend the life of the liner and will retrofit with other transfemoral Alpha Liners of the same profile, size and distal end.



☑ Transfemoral

L-Code Suggestion: L5679 (cushion), L5973 (locking)

Liner Sizing:



Part Numbers:

Size/Profile Symmetrical AK	Locking Item #	Cushion Item #
Medium Plus	P442-1694	P440-1694
Large	P442-1696	P440-1696
Large Plus	P442-1698	P440-1698
Extra Large	P442-1697	P440-1697

Alpha[®] SmartTemp

Silicone AK Liners

Product Highlights

- Liner utilizes Outlast[®] technology to absorb and store heat from a residual limb
- Delays the onset of sweat
- One-way select stretch fabric controls pistoning

The Alpha SmartTemp Silicone AK Liner featuring Outlast[®] combines silicone with the heat management technology of Outlast[®]. This revolutionary liner regulates heat by responding to fluctuations in skin temperature. By releasing stored heat as the body cools down, the liner stabilizes skin temperature to keep an amputee comfortable all day.

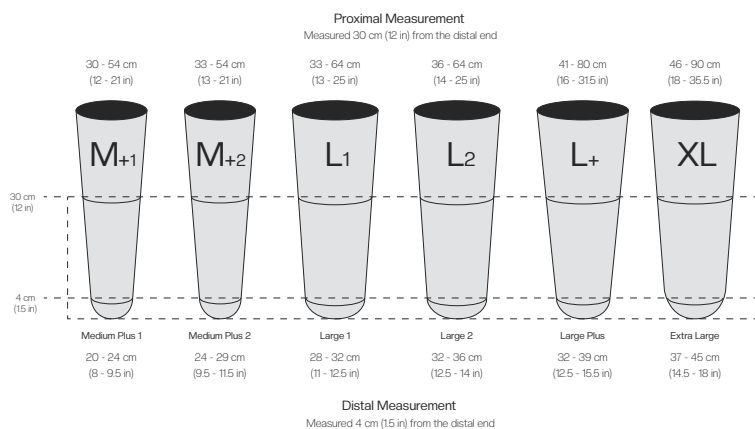
The Alpha SmartTemp Silicone AK Liner utilizes one-way stretch Select Fabric to control pistoning without the need of a distal matrix while allowing circumferential stretch for easy donning. The Select Fabric provides gentle tissue compression without placing uncomfortable pressure on the residual limb.



☑ Transfemoral

L-Code Suggestion: L5679 (cushion), L5973 (locking)

Liner Sizing:



Part Numbers:

Size/Profile	Locking Item #	Cushion Item #
Symmetrical AK		
Medium Plus 1	T442-1694-1	T440-1694-1
Medium Plus 2	T442-1694-2	T440-1694-2
Large 1	T442-1696-1	T440-1696-1
Large 2	T442-1696-2	T440-1696-2
Large Plus	T442-1698-1	T440-1698-1
Extra Large	T442-1697-1	T440-1697-1

Alpha[®] DESIGN Liners

Product Highlights

- Adjust gel thickness up to 25 mm
- Available for transtibial, transfemoral or upper extremity applications
- Choose Classic Gel, Hybrid Gel or Duo's Classic/Silicone combination for interface materials
- Multiple fabric choices



Alpha DESIGN Liners offer custom-designed gel profiles for each patient, providing a fit and comfort unmatched by off-the-shelf liners. For patients with atypical residual limb contours or for patients who don't get the best fit from prefabricated liners, Alpha DESIGN Liners offer a tailored solution. Practitioners determine gel placement, pattern and thickness as well as fabric type to suite patient needs. Gel may be up to 25 mm thick, especially useful on invaginated limbs or bony limbs. Gel on the proximal edge may be as thin as 3 mm. Behind the knee, gel may be as thin as 3 mm for greater comfort and range of knee motion. Alpha DESIGN Liners may be created from casts or digital files.

- ✔ Transfemoral
- ✔ Transtibial

L-Code Suggestion: L5681 or L5683 (initial liner), L5679 (duplicate cushion), L5973 (duplicate locking)

	Transtibial	Transfemoral
Interface Material	Classic Gel Hybrid Gel Classic Gel/Silicone	Classic Gel Hybrid Gel Classic Gel/Silicone
Fabric Styles & Colors	Original: buff, green/gray, medium brown Spirit: buff, green/gray, medium brown MAX: buff Select: light gray/gray Fabric-free (Satin finish): dark gray	Original: buff Spirit: buff MAX: buff Select: gray/taupe Fabric-free (Satin finish): dark gray AK Comfort Cuff (additional fee required)

Description	Fabric-Covered Classic/Hybrid		Fabric-Free	ALC-DES-CC AK Comfort Cuff, Add-On (Alpha DESIGN AK Liners only) DES-WEBASSIST Webinar Assist
	Locking Item #	Cushion Item #	Duo Item #	
Alpha DESIGN Liner from OMEGA [®] , initial	ALL-DES-OT	ALC-DES-OT	ADC-DES-OT*	
Alpha DESIGN Liner via Electronic Order, initial	ALL-DES-EO	ALC-DES-EO	ADC-DES-EO*	
Alpha DESIGN Liner, duplicate	ALL-DES-DP	ALC-DES-DP	ADC-DES-DP*	

* Fabric-Free Alpha DESIGN Liners include a Gel Sock.

Ordering Options:

- Order via OMEGA[®]
- Alpha DESIGN app for iOS
- Online order forms at www.willowwood.com

NOTE: Insignia scans may be converted to AOP files and submitted by e-mail to: designlinerteam@willowwood.com

Webinars:

Our web-assist program is also available.

Alpha[®] Classic

Upper Extremity Liners

Product Highlights

- Made of comfortable Alpha Classic Gel
- Uniquely-shaped umbrella for upper extremity
- For above-elbow & below-elbow amputees
- Available only in Locking

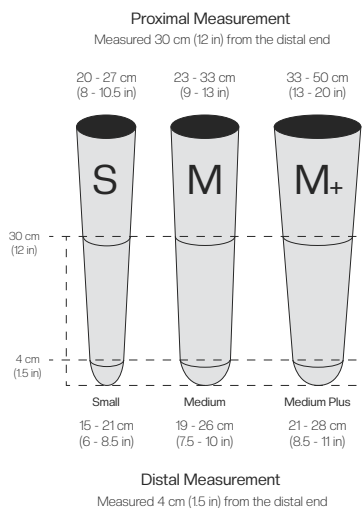
WillowWood has adapted its revolutionary lower extremity Alpha Liners for use by transradial and transhumeral amputees. In order to provide maximum comfort and excellent socket fit, the Alpha Classic Upper Extremity Liner is available in 3 mm gel thickness and three sizes to adapt to an amputee's limb circumference. The unique oval-shaped umbrella allows for a comfortable fit. Like the lower extremity liners, the Alpha Classic Upper Extremity Liner is heat moldable, allowing prosthetists to easily tailor the liner's fit. The Alpha Classic Upper Extremity Liner is designed for use with 1/4 x 20 threaded pins.



- ✔ Transradial
- ✔ Transhumeral

L-Code Suggestion: L6692 (locking)

Liner Sizing:



Part Numbers:

Size/Profile	Original Fabric Item #	Spirit Fabric Item #
Uniform		
Small	AUL-5133-E	AUL-5433-E
Medium	AUL-5130-E	AUL-5430-E
Medium Plus	-	AUL-5434-E

Alpha[®] Control

Liner System

Product Highlights

- Improves user control and allows 11% greater elbow range of motion
- Eliminates the complex process of electrode placement
- Improves signal consistency by minimizing electrode lift off
- Improved socket comfort and easier donning & doffing for patients
- Eases fabrication process
- For use with Coapt Gen2 Complete Control System

The Alpha Control Liner System is the next generation interface solution for use with pattern recognition. Embedded electrodes and leads in a gel-covered Locking Liner simplify the process of connecting to the Coapt Gen2 Complete Control System. The liner is available in three sizes (Extra Small, Small and Medium), with nine potential configurations for lead length – ranging from 6 cm to 22 cm (in 2 cm increments) – enabling simplified myo-site selection and accommodate the vast majority of residual limb sizes.

The Alpha Control Liner System was developed in collaboration with Coapt and Shirley Ryan AbilityLab and is designed for the external prosthetic fittings of upper limbs and functions exclusively with the Coapt Gen2 Complete Control System.



- ✔ Transradial
- ✔ Transhumeral

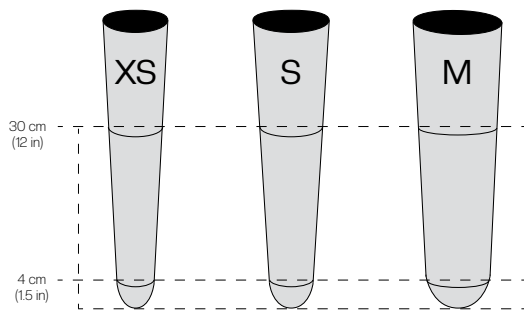
L-Code Suggestion: L7499

Liner Sizing:

Proximal Measurement

Measured 30 cm (12 in) from the distal end

17 - 34 cm (6.75 - 13.5 in) 20 - 43 cm (8 - 17 in) 24 - 54 cm (9.5 - 21.25 in)



Extra Small

Small

Medium

12 - 18 cm (4.75 - 7 in)

15.5 - 24 cm (6 - 9.5 in)

20 - 30 cm (8 - 12 in)

Distal Measurement

Measured 4 cm (1.5 in) from the distal end

Alpha Control System Part Numbers:

Leads	Extra Small	Small	Medium
6 cm	ACLS-049-X06	ACLS-049-S06	ACLS-049-M06
8 cm	ACLS-049-X08	ACLS-049-S08	ACLS-049-M08
10 cm	ACLS-049-X10	ACLS-049-S10	ACLS-049-M10
12 cm	ACLS-049-X12	ACLS-049-S12	ACLS-049-M12
14 cm	ACLS-049-X14	ACLS-049-S14	ACLS-049-M14
16 cm	ACLS-049-X16	ACLS-049-S16	ACLS-049-M16
18 cm	ACLS-049-X18	ACLS-049-S18	ACLS-049-M18
20 cm	ACLS-049-X20	ACLS-049-S20	ACLS-049-M20
22 cm	ACLS-049-X22	ACLS-049-S22	ACLS-049-M22

*Liner is only available in a 3 mm Uniform Profile

What's Included in the Alpha Control Liner System



Alpha Control Liner
Fiber Optic Cable and LED Cap
Electrodes

Module
Lock
Lock Dummy

Limblologic[®]

LimbLogic®

Product Highlights

- Inductive charging for easy patient use
- Utilizes a small, convenient Bluetooth® low energy FOB
- Pump is waterproof in fresh water
- Control your LimbLogic from your phone or iPad

LimbLogic provides elevated vacuum in an easy-to-use system that continually monitors a socket's vacuum level and activates as needed to maintain a secure fit. Amputees may use a fob or an iOS app to increase or decrease the vacuum level as desired within a range that is set by the clinician.

This electronic elevated vacuum system features inductive charging and two versions of the pump to allow mounting on the distal end or on the side of the socket. Both options include a field-serviceable outlet filter. Regardless of the style used, LimbLogic is waterproof in fresh water to a depth of 3 meters (10 feet) for up to 12 hours at a time. The handheld fob should not be exposed to water.

The Distal Mount pump may be used with either a laminated or a thermoplastic socket; a one-time purchase of a Thermoplastic Tooling Kit is required before fabricating a thermoplastic socket for this system. The Distal Mount pump is also available in a Bilateral Kit option, which includes a single fob with supplies for two sockets.



L-Code Suggestion: L5781

Part Numbers:

Item #	Product Description
LLV-2000-L	LLVS2 w/ Fob Unilateral Kit Lamination
LLV-2000-T	LLVS2 w/ Fob Unilateral Kit Thermoplast
LLV-2002-L	LLVS2 w/ Fob Bilateral Kit Lamination
LLV-2002-T	LLVS2 w/ Fob Bilateral Kit Thermoplast
LLV-2000-S	LLVS2 w/ Fob Unilateral Kit Side Mount

Accessories and Replacement Parts:

Item #	Product Description		
LLV-01011	LimbLogic Charger Pack	LLV-KIT-T	LimbLogic Thermoplastic Fabrication
LLV-01041	LimbLogic 4-Hole Attachment	LLV-SK	LimbLogic Service Kit
LLV-01043	LimbLogic Vacuum Plate		
LLV-01044	LimbLogic Vacuum Pyramid		
LLV-01045	LimbLogic Transfer Plate		
LLV-01049	LimbLogic Side Mount Lamination Plate		
LLV-01050	LimbLogic Side Mount Adhesive Seal, 2		
LLV-01070	LimbLogic Proximal Gasket, Qty 5		
LLV-01071	LimbLogic Poron Filter, 200 Micron		
LLV-01100	LimbLogic Suction Pad		
LLV-02002	LimbLogic Forming Sleeve, Qty 2		
LLV-02003	LimbLogic Thermoplastic Adapter		
LLV-02006	LimbLogic Washers, Qty 5		
LLV-02100	LimbLogic Thermoplastic Tooling Kit		
LLV-02102	LimbLogic Resin Kit 1 Gallon		
LLV-21011	LimbLogic Inductive Charger		
LLV-21080	LimbLogic Exhaust Hose Replacements		
LLV-21082	LimbLogic Exhaust Port Elbow		
LLV-21083	LimbLogic SS Screen Filter, 4/pack		
LLV-21084	LimbLogic Valve and Ring Set		
LLV-21085	LimbLogic Diagnostic Disc & Set		
LLV-21087	LimbLogic Valve Removal Tool		
LLV-21200	LimbLogic Key Fob		
LLV-21240	LimbLogic Fob Replacement Battery		
LLV-EV	LimbLogic Expulsion Valve		
LLV-EV1	LimbLogic Expulsion Valve – Base Only		
LLV-EV2	LimbLogic Expulsion Valve, Replacement, Valve Only		
LLV-EV3	LimbLogic Expulsion Valve – Dummy Only		
LLV-KIT-L	LimbLogic Lamination Fabrication		
LLV-KIT-S	LimbLogic Side Mount Fabrication Kit		

LimbLogic[®]

Specifications

Product Weight

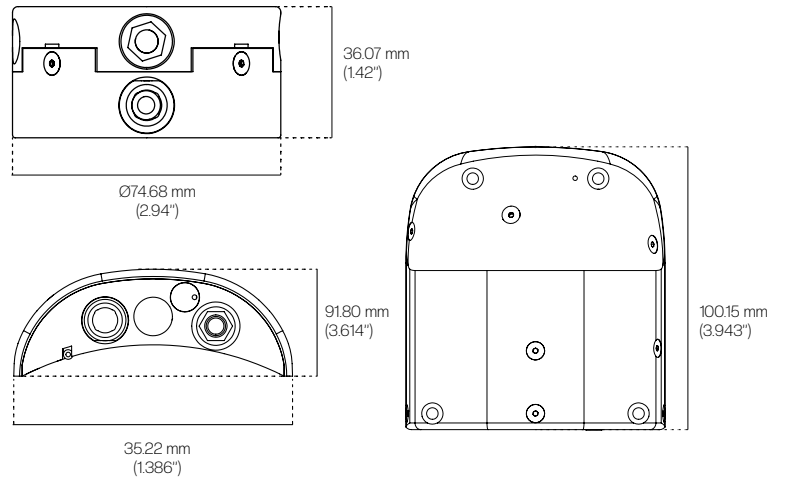
Distal Mount: 255g
 Side Mount: 209g
 Fob: 17g

Build Height

Distal Mount: 36 mm (1.42")
 Side Mount: 35.22 mm (1.386") x 100.15 mm (3.943") long

Warranty: 24 months from patient fit date

Trial Period: 30 days from patient fit date



Fabrication Kits	Use	Build Height	Patient Weight
Laminated 4-Hole Adapter Kit	Laminated sockets	4.67 mm (.1875")	-
Laminated Side Mount Adapter Kit	Laminated sockets	15.88 mm (.6250") with custom distal pads	-
Thermoplastic Drop-In Adapter Kit	Thermoplastic sockets, check sockets	-	not applicable

What's Included:



LimbLogic Inductive Charger
LLV-21011



LimbLogic, Key Fob
LLV-21200



Lamination Fabrication Kit
LLV-KIT-L

or



Thermoplastic Fabrication Kit
LLV-KIT-T

Additional Option(s):




Thermoplastic Tooling Kit
LLV-02100



LimbLogic Service Kit
LLV-SK



Control your LimbLogic from your iPhone or iPad. (Free in App Store)



LimbLogic Transfer Plate
LLV-01045

LimbLogic[®] M

Product Highlights

- Adjustable vacuum levels
- Low 3.6" build height
- Standard 4-hole pattern
- Suitable for patient weight of 100 to 330 pounds
- No hoses or charging needed

For transtibial amputees who prefer a simple, elevated vacuum system without compromising security, the LimbLogic M is an ideal option. This low build height, four-hole mount pump with rotatable distal pyramid provides clinicians easy set-up in a prosthesis and flexibility in componentry selection and alignment. With LimbLogic M an amputee may don their prosthesis and within a few steps have secure vacuum.

Distinguishing features of LimbLogic M are its adjustable vacuum settings and adjustable stiffness levels. Clinicians may select low or high vacuum settings by turning a screw on the posterior side of the pump. Additionally, by turning a screw inset into the distal pyramid, clinicians may increase or decrease the stiffness of the pump and its amount of shock absorption. With these features the LimbLogic M offers optimal patient comfort with secure elevated vacuum suspension.



✓ Transtibial

L-Code Suggestion: L5781, L5988

LimbLogic M: Specifications

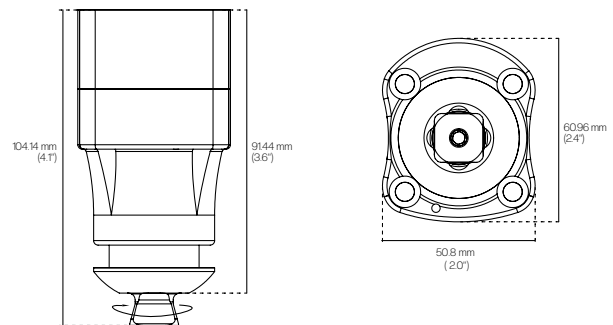
Product Weight: 475 g

Product Height: 104.14 mm (4.1")

Build Height: Pump – 91.44 mm (3.6")

Warranty: 24 months from date of patient fitting

Trial Period: 30 days from date of patient fitting



Part Numbers:

Item #	Product Description
LLM-1001-L	LimbLogic M, Light
LLM-1000-L	LimbLogic M, Standard
LLM-11001	LimbLogic M Diagnostic Kit
LLM-KIT-L	LimbLogic M Lamination Fabrication Kit

What's Included:

LimbLogic M Lamination Fabrication Kit
LLM-11001



Additional Options:

LimbLogic M Diagnostic Kit
LLM-11001



LimbLogic® Sleeve

Product Highlights

- Innovative silicone sleeve with repositionable silicone cuff
- Recommended for use with LimbLogic as well as other vacuum systems
- Enhances knee flexibility
- Repairable silicone for extended sleeve wear
- Uses proprietary platinum-cured, medical grade silicone

The LimbLogic Sleeve works with the LimbLogic controller to ensure an airtight, secure system. This fabric-covered silicone sleeve comes with a separate silicone cuff. The cuff is placed directly over the socket's trim line for extra protection from wear and impact. The sleeve is then donned over the cuff.

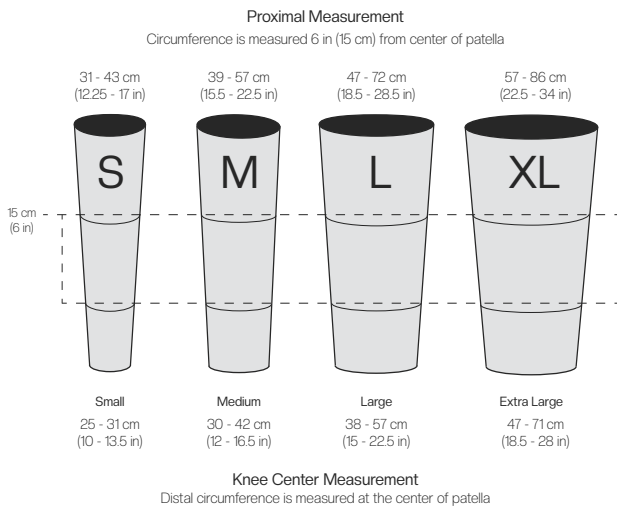
The LimbLogic Sleeve has a repositionable silicone cuff allowing patients using elevated vacuum to fix a leak immediately. This clever, yet simple, design allows the cuff to be repositioned. Should a patient puncture their sleeve, they can rotate the cuff and immediately regain an airtight seal. Additionally, the fabric used on the LimbLogic Sleeve enhances knee flexibility for ease and comfort of movement.



✓ Transtibial

L-Code Suggestion: L5685

Liner Sizing:



Part Numbers:

Item #	Product Description
LLS-CTSM	LimbLogic Sleeve with Cuff, Taupe, Small
LLS-CKSM	LimbLogic Sleeve with Cuff, Black, Small
LLS-CTMD	LimbLogic Sleeve with Cuff, Taupe, Medium
LLS-CKMD	LimbLogic Sleeve with Cuff, Black, Medium
LLS-CTLG	LimbLogic Sleeve with Cuff, Taupe, Large
LLS-CKLG	LimbLogic Sleeve with Cuff, Black, Large
LLS-CTXL	LimbLogic Sleeve with Cuff, Taupe, Extra Large
LLS-CKXL	LimbLogic Sleeve with Cuff, Black, Extra Large
LLC-SM	Replacement LimbLogic Sealing Cuff, Small
LLC-MD	Replacement LimbLogic Sealing Cuff, Medium
LLC-LG	Replacement LimbLogic Sealing Cuff, Large
LLC-XL	Replacement LimbLogic Sealing Cuff, Extra Large

LimbLogic[®] Accessories

LimbLogic Vacuum Plate

The LimbLogic Vacuum Plate is suitable for instances when there is insufficient clearance to mount LimbLogic controller, or pump, directly below the socket. The plate and the LimbLogic Vacuum Pyramid allow practitioners to relocate the controller while maintaining the inline design of a prosthesis. Additionally, practitioners may use the two components to retrofit existing vacuum sockets to use with LimbLogic.

Product Weight: 50 g

Warranty: 12 months from date of patient fitting



Part Numbers:


Item #	Product Description
LLV-01043	LimbLogic Vacuum Plate

LimbLogic Vacuum Pyramid

The LimbLogic Pyramid is suitable for instances when there is insufficient clearance to mount a LimbLogic Controller directly below the socket. The Vacuum Pyramid, along with the LimbLogic Vacuum Plate, allow clinicians to relocate the controller while maintaining the inline design of a prosthesis. With this vacuum pyramid clinicians may retrofit existing vacuum sockets for use with LimbLogic.

Product Weight: 50 g

Warranty: 12 months from date of patient fitting



Part Numbers:

Item #	Product Description
LLV-01044	LimbLogic Vacuum Pyramid

LimbLogic Service Kit

The LimbLogic Service Kit equips clinicians to replace check valves within LimbLogic units. Check valves may become clogged due to a build-up of salt crystals, typically caused by patient sweat. Clinicians may simply use the kit's tool and replacement components to quickly address clogs right in their own office and reduce patient downtime.



Part Numbers:

Item #	Product Description
LLV-SK	LimbLogic Service Kit
LLV-21087	Extraction Tool
LLV-21084	Check Valves (4) and Spacer Rings (2)
LLV-21080	Exhaust Hose/Tube
LLV-21082	Exhaust Port Elbow/Tube Fitting
LLV-21083	Stainless Steel Screen Filters
LLV-21085	Proximal Gasket and Acrylic Disc

WillowWood One[®]

WillowWood One[®]

TF System

Product Highlights

- Use system with elevated vacuum or as a suction system
- Features two seal points ensuring that the airtight seal does not break
- Once donned, no need to adjust prosthesis throughout the day

Reliable suspension for transfemoral amputees has been elusive due to the difficulty of systems maintaining airtight seals. The WillowWood One TF System, initiated through a grant from the U.S. Department of Veterans Affairs, provides a consistently secure and comfortable solution for transfemoral amputees with no hoses, sleeves, or extra bulk required. The suspension system controls pistoning, reduces sweating, allows for a comfortable walking gait, and monitors and responds to activity levels of the wearer.

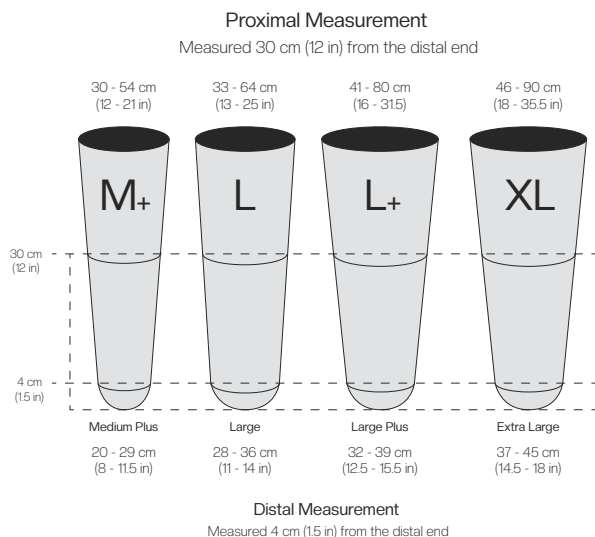
Diagnostic sockets for this system are created and fit by clinicians with the fabrication of removable brims and definitive sockets fabricated at WillowWood. By teaming the personal clinical service of our customers with WillowWood's specifically-trained Custom Solutions team, clinicians and their patients can be certain of receiving an air-tight definitive socket.



✓ Transfemoral

L-Code Suggestions: L5781 (vacuum only), L5652 (suction only), L5679, L8417, L5701, L5651, L7700, L5950, L5920, L5649, L5650, L5631

Product Sizing:



Please refer to the illustrations for recommendations for fitting the fabricless Alpha[®] SmartTemp Liner or Alpha[®] Duo Liner for the WillowWood One System. The liner size determines the size of the One Gel Sock and One Seal.

Part Numbers:

Vacuum Side Mount Size**	SmartTemp Item #	Duo Item #
Medium Plus	ONE-TFVS-MP-S	ONE-TFVS-MP-D
Large	ONE-TFVS-LG-S	ONE-TFVS-LG-D
Large Plus	ONE-TFVS-LP-S	ONE-TFVS-LP-D
Extra Large	ONE-TFVS-XL-S	ONE-TFVS-XL-D
Vacuum Side Mount Size**	SmartTemp Item #	Duo Item #
Medium Plus	ONE-TFVD-MP-S	ONE-TFVD-MP-D
Large	ONE-TFVD-LG-S	ONE-TFVD-LG-D
Large Plus	ONE-TFVD-LP-S	ONE-TFVD-LP-D
Extra Large	ONE-TFVD-XL-S	ONE-TFVD-XL-D

** Liner size determines size of the One Gel Sock and One Seal.

Separate/Replacement Items †	Item #	† For a complete suction system, determine liner size, order corresponding liner and seal and CS-DSTF-302, CS-DSAD-380 & CS-DSAD-480.
One Seal, Medium Plus	ONE-SEAL-MP	
One Seal, Large	ONE-SEAL-LG	
One Seal, Large Plus	ONE-SEAL-LP	
One Seal, Extra Large	ONE-SEAL-XL	
One System Alignment Buttons	ONE-AB3	

WillowWood One[®]

TT System

Product Highlights

- Use system with suction suspension or with elevated vacuum
- Features two seal points ensuring that the airtight seal does not break
- Internal one sleeve allows greater knee flexion than external sleeves

The WillowWood One TT system, for use with either elevated vacuum or suction suspension, provides an airtight seal, an internal sleeve, and socket security. The system was developed to be comfortable, control pistoning, facilitate a comfortable walking gait, and be compatible with various amputee activity levels. Clinical testing has shown unprecedented seal durability and compatibility with various activity levels and ages.

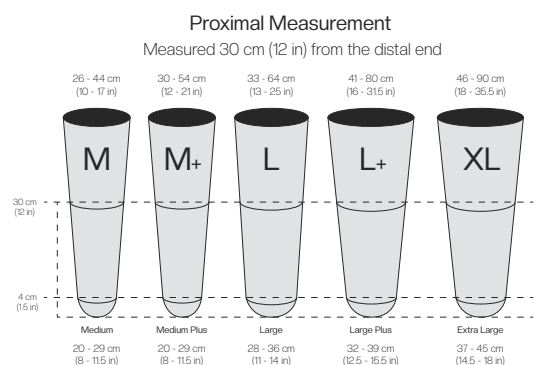
Components of the system include an Alpha[®] Duo Liner, a One Gel Sock, an optional LimbLogic[®], a flexible inner socket, a One Sleeve, and the One Link. The components create an airtight system that moves with an amputee's residual limb for reliable suspension and all-day comfort.



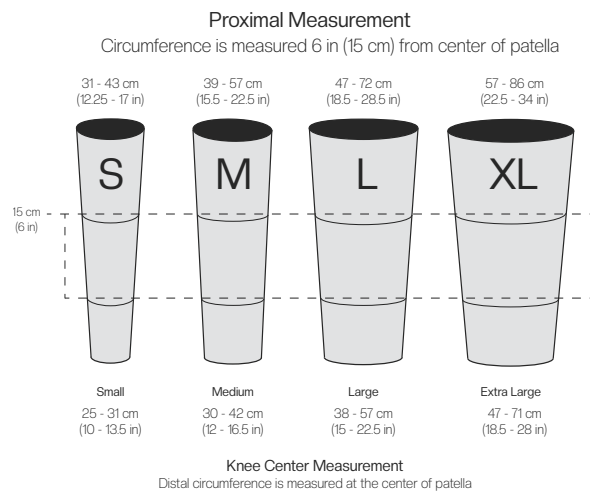
✔ Transtibial

L-Code Suggestions: L5781 (vacuum only), L5647 (suction only), L5679, L8417, L5700, L5645, L5940, L5910, L5637, L5629, L5685

Liner Sizing:



Please refer to the illustrations for recommendations for fitting the Alpha[®] Duo Liner for the WillowWood One TT System. The liner size determines the size of the One Gel Sock.



Part Numbers:

Liner/Sleeve Size**	with elevated vacuum	with suction socket
Medium/Small	ONE-TTVD-MD-SM	ONE-TTSU-MD-SM
Medium/Medium	ONE-TTVD-MD-MD	ONE-TTSU-MD-MD
Medium Plus/Small	ONE-TTVD-MP-SM	ONE-TTSU-MP-SM
Medium Plus/Medium	ONE-TTVD-MP-MD	ONE-TTSU-MP-MD
Medium Plus/Large	ONE-TTVD-MP-LG	ONE-TTSU-MP-LG
Large/Medium	ONE-TTVD-LG-MD	ONE-TTSU-LG-MD
Large/Large	ONE-TTVD-LG-LG	ONE-TTSU-LG-LG
Large/Extra Large	ONE-TTVD-LG-XL	ONE-TTSU-LG-XL
Large Plus/Large	ONE-TTVD-LP-LG	ONE-TTSU-LP-LG
Large Plus/Extra Large	ONE-TTVD-LP-XL	ONE-TTSU-LP-XL
Extra Large/Extra Large	ONE-TTVD-XL-XL	ONE-TTSU-XL-XL

Vacuum part numbers include definitive socket fabrication.

** Liner size determines size of the One Gel Sock.

One Sleeve

Product Highlights

- Pre-flexed at 22.5°
- Allows for easy knee flexion
- Use with WillowWood One® System for airtight seal

Designed for use with the WillowWood One® TT System, the One Sleeve is a pre-flexed internal sleeve that allows for a comfortable fit without limiting the knee's range of motion. The fabric is adhered to the proximal and distal areas of the sleeve but left loose in between to allow for knee flexion without creating friction on the knee. The fabric-free proximal portion of the sleeve may be trimmed to suit patient needs. The sleeve is designed not to bunch behind the knee when standing, sitting or bending.

Unique among WillowWood's sleeve products, the 'fins' on the One Sleeve establish an airtight seal between the flexible inner socket and the laminated socket when used as part of the WillowWood One® TT System.

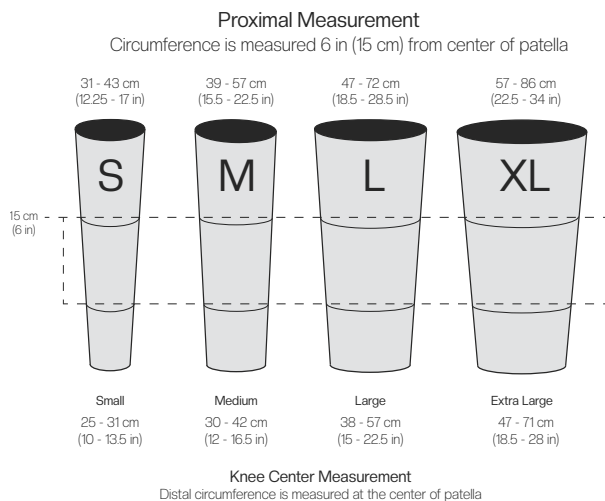
Warranty: 3 months from date of patient fitting



✔ Transtibial

L-Code Suggestion: L5685

Sleeve Sizing:



Part Numbers:

Product	Item #
One Sleeve, Small	ONE-SLEEVE-TT-SM
One Sleeve, Medium	ONE-SLEEVE-TT-MD
One Sleeve, Large	ONE-SLEEVE-TT-LG
One Sleeve, Extra Large	ONE-SLEEVE-TT-XL

WillowWood One®

Accessories

Alpha® SmartTemp Fabricless Liner

The fabric-free Alpha SmartTemp AK Liner was specifically designed for use with the WillowWood One TF system. Alpha Silicone is combined with the heat management technology of Outlast® to delay the onset of sweat. The liner's symmetrical 4.5 mm profile retrofits with the Alpha Duo Liner. A One Gel Sock is included.



✔ Transtibial

Warranty: 12 months from date of patient fitting

Trial Period: 30 days from date of patient fitting

Product	Item #
SmartTemp Liner w/ One Gel Sock, Medium Plus	T990-1944
SmartTemp Liner w/ One Gel Sock, Large	T990-1946
SmartTemp Liner w/ One Gel Sock, Large Plus	T990-1948
SmartTemp Liner w/ One Gel Sock, Extra Large	1990-1947

Alpha® Duo Liner

The fabric-free Alpha Duo Liner features Alpha Classic gel on the interior with durable Alpha Silicone on the exterior. The symmetrical 4.5 mm profile retrofits with the fabricless Alpha SmartTemp AK Liner. The Alpha Duo Liner includes a One Gel Sock. The liner may be used in both the transfemoral and transtibial versions of the WillowWood One system.



✔ Transfemoral ✔ Transtibial

Warranty: 12 months from date of patient fitting

Trial Period: 30 days from date of patient fitting

Product	Item #
Duo Liner w/ One Gel Sock, Medium	D990-1940
Duo Liner w/ One Gel Sock, Medium Plus	D990-1944
Duo Liner w/ One Gel Sock, Large	D990-1946
Duo Liner w/ One Gel Sock, Large Plus	D990-1948
Duo Liner w/ One Gel Sock, Extra Large	1990-1947

Gel Sock

The One Gel Sock uses MAX Fabric and has a thin layer of silicone on its interior. The sock protects a fabricless liner's exterior from premature wear, acts as an air wick, and allows vacuum to establish within a socket. Intended for use with the Alpha® Duo Liner and the fabricless Alpha® SmartTemp AK Liner.



✔ Transfemoral ✔ Transtibial

Warranty: 12 months from date of patient fitting

Product	Item #
One Gel Sock, Replacement, Medium	ONE-SOCK-MD
One Gel Sock, Replacement, Medium Plus	ONE-SOCK-MP
One Gel Sock, Replacement, Large	ONE-SOCK-LG
One Gel Sock, Replacement, Large Plus	ONE-SOCK-LP
One Gel Sock, Replacement, Extra Large	ONE-SOCK-XL

WillowWood One[®]

Accessories

LimbLogic[®] Expulsion Valve

Composed of a base, a one-way valve, and a release plug, the LimbLogic Expulsion Valve creates an easier donning and doffing process for an amputee using elevated vacuum. The valve, designed for transfemoral applications, is to be used in laminated sockets.

Product Weight: 15 g

Warranty: 12 months from date of patient fitting

Trial Period: 30 days from date of patient fitting



Product	Item #
LimbLogic Expulsion Valve	LLV-EV

Alignment Buttons

Alignment buttons aid in consistent donning and orientation of the WillowWood One TF System. The buttons provide a physical look between the removable brim and the definitive socket.



Product	Item #
Alignment Buttons, Replacement, Qty 3	ONE-AB3

One Seal

The One Seal features 'fins' that create an airtight seal between the liner and the definitive socket. As part of the WillowWood One TF System, the silicone One Seal accommodates limb motion while maintaining a secure, airtight socket.

Warranty: 3 months from date of patient fitting



Product	Item #
One Seal, Replacement, Medium Plus	ONE-SEAL-MP
One Seal, Replacement, Large	ONE-SEAL-LG
One Seal, Replacement, Large Plus	ONE-SEAL-LP
One Seal, Replacement, Extra Large	ONE-SEAL-XL

WillowWood One[®]

Accessories

One TT Fabrication Kit

Use this kit when fabricating a suction version of the WillowWood One TT system. The kit includes: One Sleeve Dummy, 4-Hole Adapter, One Link Base, Screw Anchor, One Link Dummy, Screw, Poron Filter, Flange Bolt, One Link Nut, One Link Cap with O-Ring, Suction Pyramid (700-SP471), Stainless Steel M6x16 Flathead Cap Screws (4), and a Foam Muffler. The size of the fabrication kit ordered should correspond with the size of the One Sleeve used in the WillowWood One TT system.



Warranty: 12 months from date of patient fitting

Product	Item #
One TT Fabrication Kit, Small	ONE-TT-FABKIT-SM
One TT Fabrication Kit, Medium	ONE-TT-FABKIT-MD
One TT Fabrication Kit, Large	ONE-TT-FABKIT-LG
One TT Fabrication Kit, Extra Large	ONE-TT-FABKIT-XL

One TT Fabrication Kit

The One Link locks the inner flexible socket and definitive socket together to assist with the security of the WillowWood One TT system.

Product Weight: 8.5 g

Warranty: 12 months from date of patient fitting



Product	Item #
One Link Replacement	ONE-TT-LINKKIT-R

Titanium Suction Pyramid

The Titanium Suction Pyramid has a one-way air expulsion valve contained within a four-hole pyramid adapter. The pyramid is recommended for use in suction applications of the WillowWood One TT systems.

Product Weight: 64 g

Warranty: 12 months from date of patient fitting



L-Code Suggestions: L5647 or L5652

Product	Item #
Titanium Suction Pyramid	700-SP471

Suspension

Alpha[®] Accessories

Volume Management Pads

To help manage daily volume changes, place the Alpha Volume Management Pad between the limb and the liner in areas where volume has been lost. This product is a great alternative to socks for managing daily volume changes. Available in a set of three different sizes (small, medium, and large) or in a set of three pads of the same size. The pads are made of the same skin-friendly Classic gel that is used in Alpha Liners. Pads may be stacked on top of each other when necessary.

Warranty: 30 days from date of patient fitting



Size	Item #
Small*	ALA-VM-SM
Medium* (shown)	ALA-VM-MD
Large*	ALA-VM-LG
One of each size	ALA-VM

*Sold in sets of three.

Alpha Socket Pads

Relieve pressure points or sensitive areas in the socket while maintaining total surface weight bearing by incorporating these fabric-covered pads into the socket. Alpha Socket Pads are available in four shapes: circular, small oval, large oval, tear drop. The pads are sold in sets of four pads and in the Buff color only.

Warranty: 30 days from date of patient fitting



Size	Item #	Size	Item #
Circular* (12 mm)	ALA-S1	Circular* (6 mm)	ALA-S6
Small Oval* (12 mm)	ALA-S2	Small Oval* (6 mm)	ALA-S7
Large Oval* (12 mm)	ALA-S3	Large Oval* (6 mm)	ALA-S8
Tear Drop* (12 mm)	ALA-S4	Tear Drop* (6 mm)	ALA-S9
4 Different (12 mm)	ALA-S5	4 Different (6 mm)	ALA-S0

*Sold in sets of four.

Alpha Socket Pads

An additional 3 mm of gel on the distal end of the residual limb adds thickness to the liner and protects sensitive limbs. Alpha Gel Cups are available in four sizes and sold individually. These gel cups are made of Alpha Classic Gel and fit well with Alpha Liners.

Warranty: 30 days from date of patient fitting



Size	Item #
Small	ALA-CS-1
Medium	ALA-CM-1
Large	ALA-CL-1
Extra Large	ALA-CX-1

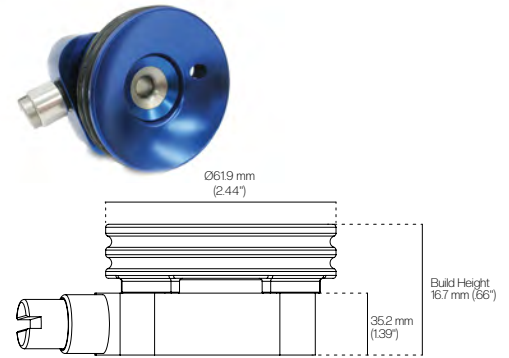
Locking Suspension

Alpha® Lock

The contoured design allows for easy pin alignment within the locking mechanism. The Alpha Lock has a built-in one-way expulsion air valve which minimizes pistoning. Available with or without a titanium pyramid. The Alpha Lock is part of the Alpha Interlock™ Suspension System. This system allows you to interchange suspension methods without remaking a socket. The Alpha Lock may be used in laminated or thermoplastic sockets.

Product Weight: 221 g
 277 g with optional titanium pyramid
 70g distal adapter only, including fabrication post

Warranty: 12 months from date of patient fitting



L-Code Suggestion: L5671

Product	Item #
Alpha Interlock Suspension System with Alpha Lock	700-AIS480
Alpha Interlock Suspension System with Alpha Lock with Titanium Pyramid	700-AIS481
Alpha Interlock Suspension System Lock Pin 1-1/2"	700-AIS482
Alpha Interlock Suspension System Hardware Kit	700-AIS483
Alpha Interlock Suspension System One-Way Valve	700-AIS484
Alpha Interlock Suspension System Suction Insert Body ONLY	700-AIS486
Alpha Interlock Suspension System Poron Filter	700-AIS487
Alpha Interlock Suspension System Lock Pin 2"	700-AIS488
Alpha Interlock Suspension System O-Rings, set of 10	700-AIS489
Alpha Interlock Suspension System Lock Body ONLY	700-AIS492

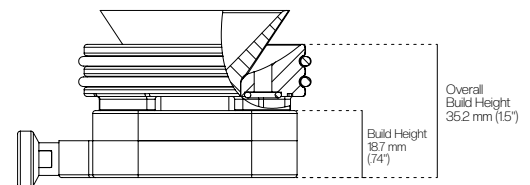
Alpha® Lanyard

The Alpha Lanyard includes suction with a one-way air expulsion valve plus a locking mechanism. Product design features an easy release mechanism. Available with or without a titanium pyramid. The lanyard is part of the Alpha Interlock™ Suspension System. This system allows you to interchange suspension methods without remaking a socket.

Product Weight: 181 g
 250 g with optional titanium pyramid
 70g distal adapter only, including fabrication post

Warranty: 12 months from date of patient fitting

Product	Item #
Alpha Lanyard Interlock Suspension System with Alpha Lanyard	700-AIS100
Alpha Lanyard Interlock Suspension System with Alpha Lanyard with Titanium Pyramid	700-AIS101



L-Code Suggestion: L5671

Locking Suspension

Mini G-Lock

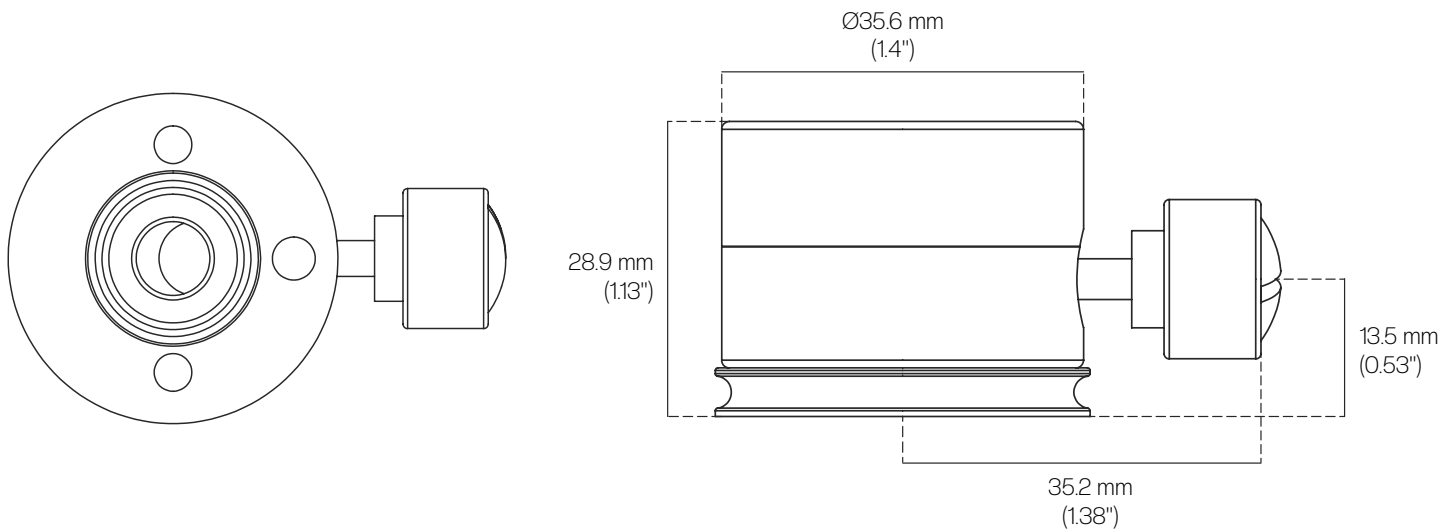

The Mini G-Lock is designed to meet the needs of upper extremity and pediatric amputees. The Mini G-Lock has a standard pin locking mechanism with pin seal. The design of this small lock allows the user to secure the locking pin in place at the nearest groove. The Mini G-Lock is CAD-friendly but still easy to use in traditional fabrication processes. The Mini G-Lock can be used in both exoskeletal and endoskeletal prostheses. Only use this lock with laminated sockets.

Product Weight: 67 g

Warranty: 12 months from date of patient fitting

L-Code Suggestion: L5671

Product	Item #
Mini G-Lock	700-MGL480
Mini G-Lock Body Only	700-MGL490
Mini G-Lock Fabrication Tooling	700-MGL491
Mini G-Lock Pin, Short	700-MGL482
Mini G-Lock Pin, Long	700-MGL488
Mini G-Lock Button and Stem	700-MGL492



Suction Suspension

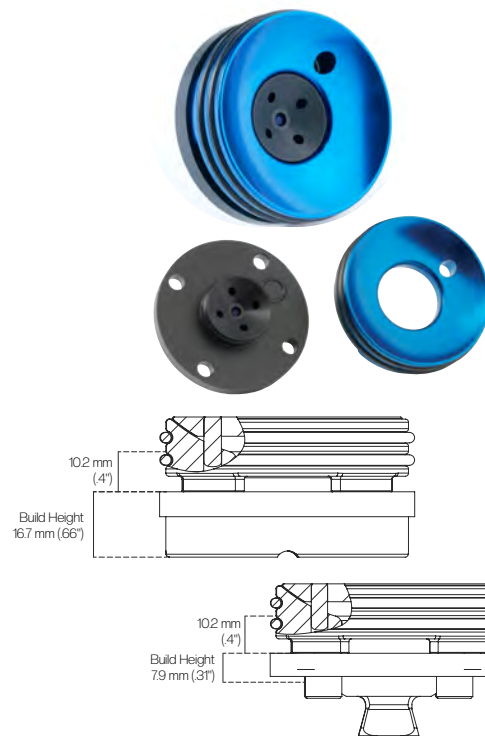
Alpha® Suction Insert

The Suction Insert is a lightweight suction device that is easy to fabricate into a socket by using a common distal adapter. The suction insert is part of the Alpha Interlock™ Suspension System. This system allows you to interchange suspension methods from suction to locking without remaking a socket.

Product Weight: 113 g
 181 g with titanium pyramid
 70 g distal adapter

Warranty: 12 months from date of patient fitting

Product	Item #
Alpha Interlock Suspension System with Alpha Suction Insert	700-AIS500
Alpha Interlock Suspension System with Alpha Suction Insert with Titanium Pyramid	700-AIS501



L-Code Suggestion: L5647, L5652

Suction Spacer Plate

The Suction Spacer Plate contains a maintenance-free expulsion valve and is used for converting any socket with a four-hole pattern into a suction socket. Weighing only 36 grams and measuring only 3/8" (9.5 mm) thick, the Suction Spacer Plate is available by itself or packaged in a kit with one of our 4-hole components.

Product Weight: 36 g

Warranty: 12 months from date of patient fitting

Product	Item #
Suction Spacer Plate	700-SP500



L-Code Suggestion: L5647, L5652

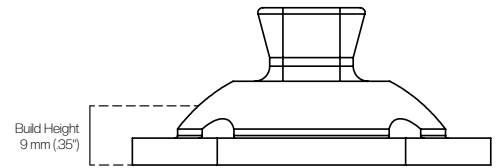
Suction Suspension

Suction Pyramid

The Suction Pyramid is the recommended suspension product for laminated sockets. Its one-way air expulsion valve is contained within a four-hole pyramid adapter and bolted onto the distal end of the socket. Available in either stainless steel or titanium, the Suction Pyramid can be purchased by itself or in a kit with a Laminated Socket Attachment Block.

Product Weight: Stainless Steel – 100 g
Titanium – 64 g

Warranty: 12 months from date of patient fitting



L-Code Suggestions: L5647, L5652

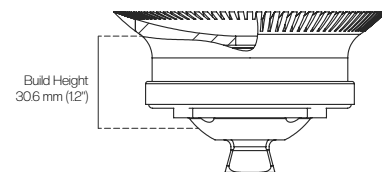
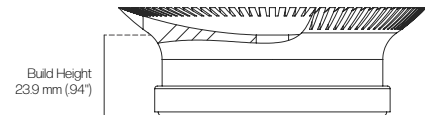
Product	Item #
Magnum Titanium Suction Pyramid (61 g)	MHD-SP4
Suction Pyramid Kit – Stainless Steel	700-SP460
Suction Pyramid – Stainless Steel (100 g)	700-SP461
Suction Pyramid – Titanium	700-SP470
Suction Pyramid – Titanium (64 g)	700-SP471
Suction Pyramid One Way Valve	700-AL486
Suction Spacer Plate	700-SP500
Screen	700-AB452
Alpha® Interlock™ Suspension System Poron Filter	700-AIS487

Alpha® Suction Pro

Easy to install, this suction component provides outstanding suction suspension in either thermoplastic or laminated sockets. Besides including a maintenance-free air expulsion valve, the Alpha Suction Pro supplies additional cushioning at the distal end. A one-time purchase of a reusable tooling kit is required.

Product Weight: 113 g
169 g with Titanium Pyramid

Warranty: 12 months from date of patient fitting



L-Code Suggestion: L5647, L5652

Product	Item #
Alpha Suction Pro	700-SP100
Alpha Suction Pro with Titanium Pyramid	700-SP101
Alpha Suction Pro Lamination Tooling Kit	700-SP110
Alpha Suction Pro Thermoplastic Tooling Kit	700-SP111
Alpha Suction Pro Valve Kit	700-SP300

Alpha[®] Classic Sleeve

Product Highlights

- Original Fabric and mineral oil-based gel
- Aids in creating successful suspension solution
- Interior fabric cuff prevents damage to Alpha Gel
- Four sizes

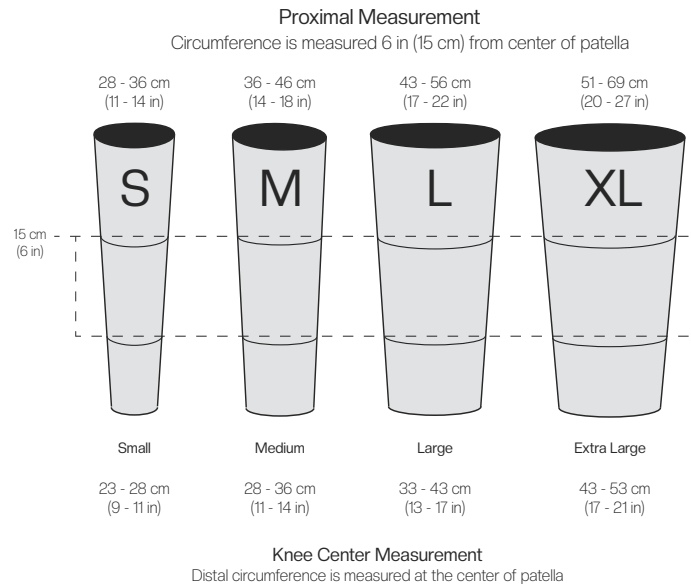
The Alpha Classic Sleeve is composed of Alpha gel and fabric on both the outside and inner cuff. It can be used in conjunction with any of our suction suspension products to obtain added security with an airtight seal. This seal features an interior fabric cuff to protect the Alpha gel from being damaged by the socket trim line.



✔ Transtibial

L-Code Suggestion: L5685

Sleeve Sizing:



Part Numbers:

Sleeve Size	Item #
Small	ALS-33B
Medium	ALS-30B
Large	ALS-36B
Extra Large	ALS-37B

Alpha Classic Sleeve: Specifications

Product Color: Buff

Sleeve Thickness: 3 mm

Warranty: 2 months from date of patient fitting

Alpha[®] Hybrid Sleeve

Product Highlights

- Provides extra protection at socket brim line
- Features Hybrid gel
- Flexible fabric

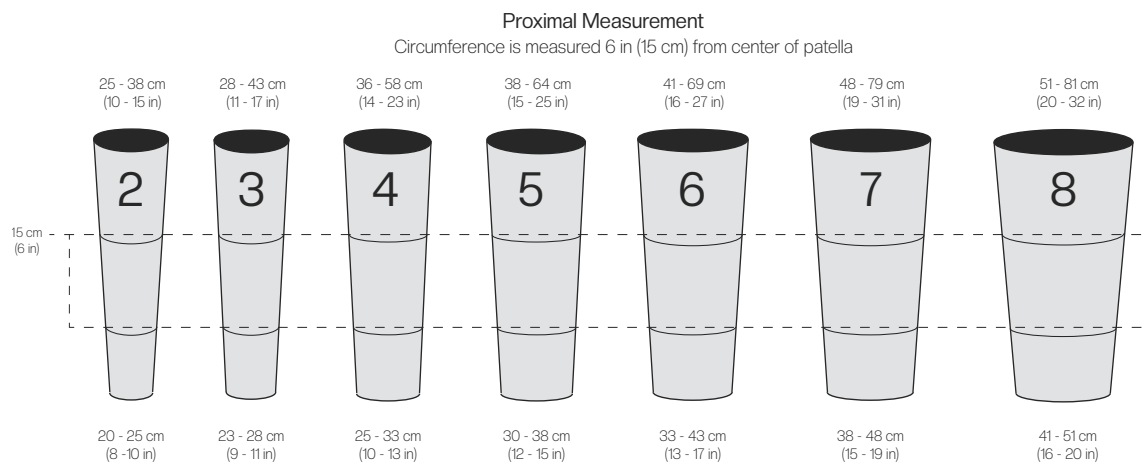
Featuring a highly flexible fabric for greater comfort, flexibility and increased range of motion, the Alpha Hybrid Sleeve may be used with locking suspension, suction suspension, or with LimbLogic[®] for creating an airtight seal. The Alpha Hybrid Sleeve uses Hybrid Gel which provides a balance of greater durability with comfort. For even more durability, the Alpha Hybrid Sleeve features a contoured polyurethane pad on the interior fabric cuff. This pad, which covers the typical socket brim, helps reduce damage to the seal due to impacts in the brim area.



✓ Transtibial

L-Code Suggestion: L5685

Sleeve Sizing:



*Hybrid Sleeve sizes 3-8 have staggered ranges of measurements.

Part Numbers:

Sleeve Size	Buff Item #	Black Item #
Size 2	ALS-52B	ALS-52K
Size 3	ALS-53B	ALS-53K
Size 4	ALS-54B	ALS-54K
Size 5	ALS-55B	ALS-55K
Size 6	ALS-56B	ALS-56K
Size 7	ALS-57B	ALS-57K
Size 8	ALS-58B	ALS-58K

Alpha Hybrid Sleeve: Specifications

Product Color: Buff, Black

Sleeve Thickness: 3 mm

Warranty: 3 months from date of patient fitting

Alpha[®] Hybrid

AK Sleeve

Product Highlights

- Original Fabric and mineral oil-based gel
- Aids in creating successful suspension solution
- Interior fabric cuff prevents damage to Alpha Gel
- Four sizes

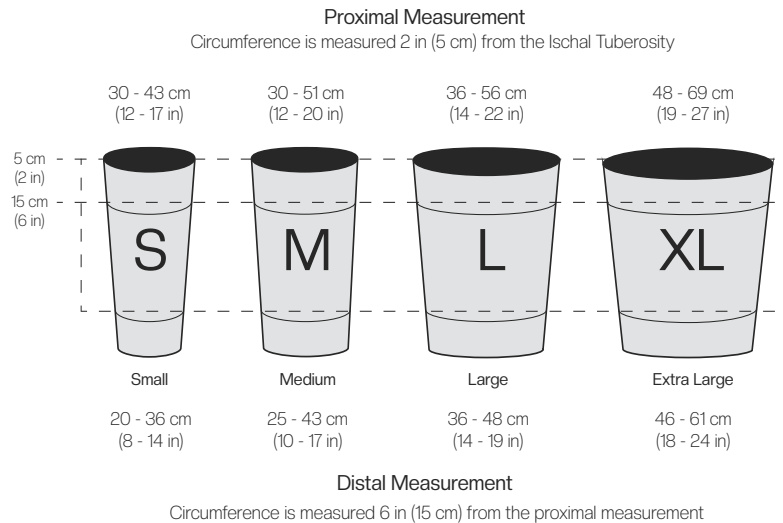


The Alpha Classic Sleeve is composed of Alpha gel and fabric on both the outside and inner cuff. It can be used in conjunction with any of our suction suspension products to obtain added security with an airtight seal. This seal features an interior fabric cuff to protect the Alpha Gel from being damaged by the socket trim line.

✔ Transfemoral

L-Code Suggestion: L5999

Sleeve Sizing:



*Hybrid AK Sleeve sizes Medium, Large, and Extra Large have staggered ranges of measurements.

Part Numbers:

Sleeve Size	Item #
Small	ALS-63K
Medium	ALS-60K
Large	ALS-66K
Extra Large	ALS-67K

Alpha Hybrid AK Sleeve: Specifications

Product Color: Buff, Black

Sleeve Thickness: 3 mm

Warranty: 3 months from date of patient fitting

LimbLogic® Sleeve

Product Highlights

- Innovative silicone sleeve with repositionable silicone cuff
- Recommended for use with LimbLogic as well as other vacuum systems
- Enhances knee flexibility
- Repairable silicone for extended sleeve wear
- Uses proprietary platinum-cured, medical grade silicone

The LimbLogic Sleeve works with the LimbLogic controller to ensure an airtight, secure system. This fabric-covered silicone sleeve comes with a separate silicone cuff. The cuff is placed directly over the socket's trim line for extra protection from wear and impact. The sleeve is then donned over the cuff.

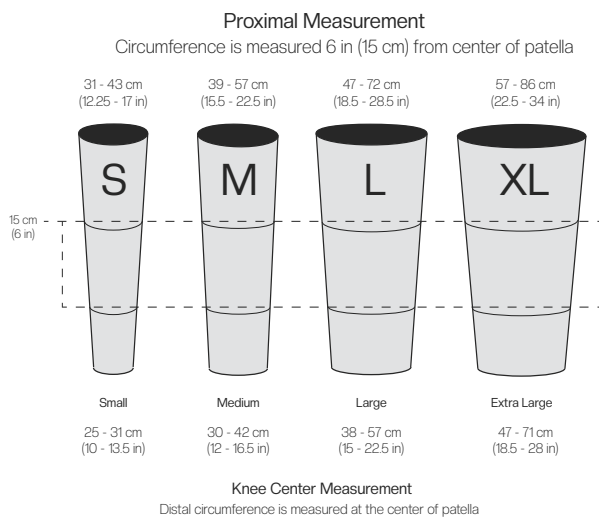
The LimbLogic Sleeve has a repositionable silicone cuff allowing patients using elevated vacuum to fix a leak immediately. This clever, yet simple, design allows the cuff to be repositioned. Should a patient puncture their sleeve, they can rotate the cuff and immediately regain an airtight seal. Additionally, the fabric used on the LimbLogic Sleeve enhances knee flexibility for ease and comfort of movement.



✔ Transtibial

L-Code Suggestion: L5685

Sleeve Sizing:



Alpha® Hybrid Sleeve: Specifications

Product Color: Taupe, Black

Sleeve Thickness: 3 mm

Cuff Thickness: 2 mm tapering to 1.5 mm at proximal and distal

Warranty: 3 months from date of patient fitting

Part Numbers:

Product	Item #
LimbLogic Sleeve with Cuff, Taupe, Small	LLS-CTSM
LimbLogic Sleeve with Cuff, Black, Small	LLS-CKSM
LimbLogic Sleeve with Cuff, Taupe, Medium	LLS-CTMD
LimbLogic Sleeve with Cuff, Black, Medium	LLS-CKMD
LimbLogic Sleeve with Cuff, Taupe, Large	LLS-CTLG
LimbLogic Sleeve with Cuff, Black, Large	LLS-CKLG
LimbLogic Sleeve with Cuff, Taupe, Extra Large	LLS-CTXL
LimbLogic Sleeve with Cuff, Black, Extra Large	LLS-CKXL
Replacement LimbLogic Sealing Cuff, Small	LLC-SM
Replacement LimbLogic Sealing Cuff, Medium	LLC-MD
Replacement LimbLogic Sealing Cuff, Large	LLC-LG
Replacement LimbLogic Sealing Cuff, Extra Large	LLC-XL

Feet

SACH Foot



Product Highlights

- Flexible toe belting with three toe resistances
- Molded-in titanium pyramid makes foot lightweight and inexpensive
- Low-activity, water-resistant foot

Expanding on the benefits of the traditional SACH foot, this low activity model is created with a titanium pyramid already attached. Since no bolt is needed, this model weighs less than traditional SACH feet with a separate pyramid attachment. Available in a unisex, lifelike, water-resistant cosmesis, the SACH Foot with Titanium Pyramid offers a lightweight composite heel, flexible toe belting with three toe resistances, two heel heights, and interchangeable heel inserts. All three heel inserts are included with each foot.

SACH Foot: Specifications

Heel Height: 18 mm (3/4"), 10 mm (3/8")

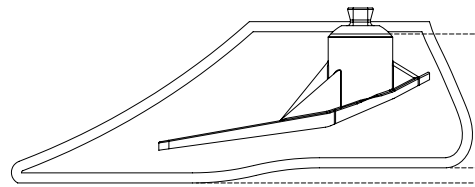
Heel Insert Densities: Soft, Medium, Firm

Product Weight:

SACH Foot with Titanium Pyramid - 490 g (1.08 lbs)*

*Based on 26 cm foot

Warranty: 12 months from date of patient fitting



SACH Foot
Build Height
(see bottom table)

Heel Height
(see bottom table)

Foot Build Height/Heel Height:

Foot Size	Build Height (mm)
22 - 26; 3/8" Heel	86 +/- 5
27 - 31; 3/8" Heel	93 +/- 5
22 - 26; 3/4" Heel	78 +/- 10
27 - 31; 3/4" Heel	85 +/- 10

Toe Resistance Chart

To select proper toe resistance:

1. Calculate adjusted body weight. (Adjusted body weight = patient body weight + loads normally or routinely carried.)
2. Using adjusted body weight, select toe resistance from the chart below.

Body Weight

≤ 130 lbs (≤ 59 kg)

131 - 180 lbs (60 - 81 kg)

181 - 250 lbs (82 - 113 kg)

Toe Resistance

2 = Low

3 = Regular

4 = High

How To Order

SACH Foot

Ordering example:

SACH Foot with Titanium Pyramid, 22cm, right foot, buff, regular toe resistance, medium heel height

SFP-22RB-3M

Model	Size of Foot	Foot	Color	Toe Resistance	Heel Height
SFP = SACH Foot with Titanium Pyramid	22 - 30 cm	L = left R = right	B = buff T = tan M = medium brown	2 = low 3 = regular 4 = high	L = low 10 mm (3/8") M = medium 18 mm (3/4")

What's Included:



SACH Foot Heel Inserts Sizes (all 3 densities)

22 - 26 cm foot; 18 mm Heel

27 - 31; 18 mm Heel

22 - 26; 10 mm Heel

27 - 31; 10 mm Heel

Item #

700-HEEL-D

700-HEEL-W

700-HEEL-E

700-HEEL-X



Foot cosmesis in buff, tan or medium brown

Single Axis Foot

Product Highlights

- Molded-in Titanium Pyramid
- Interchangeable anterior and posterior bumpers
- Low-activity, water-resistant foot

Constructed of strong, lightweight composites and an advanced design, WillowWood offers the most progressive Single Axis Foot available. Ten to twenty percent lighter than conventional Single Axis Feet, this low-activity model features a unisex, lifelike, water-resistant cosmesis and interchangeable anterior and posterior bumpers in three durometers. Includes a molded-in titanium pyramid. It features a lifelike cosmesis and interchangeable anterior and posterior bumpers in three durometers.



L-Code Suggestion: L5974

Single Axis Foot: Specifications

Heel Height: 18 mm (3/4"), 10 mm (3/8")

Build Height:

Single Axis Foot Assembly - 8.89 cm (3.5")

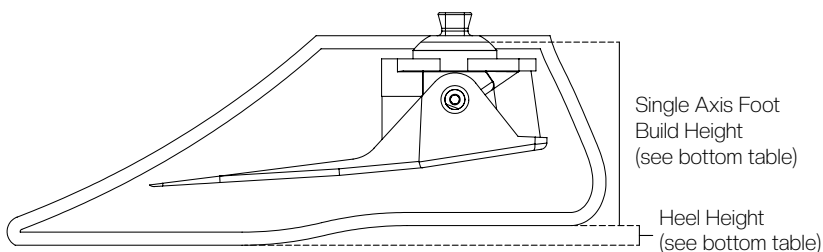
Product Weight:

Single Axis Foot Assembly - 571 g (1.27 lbs)*

*Based on 26 cm foot, ankle, pin, bumpers

Cosmesis: Unisex, Lifelike in Buff, Tan or Medium Brown

Warranty: 12 months from date of patient fitting



Foot Build Height/Heel Height:

Heel Height	Build Height
3/8" Heel	8.13 cm
3/4" Heel	7.36 cm

Bumper Selection Guidelines

Foot Size	Soft	Anterior Bumper Medium	Firm	Soft	Posterior Bumper Medium	Firm
22 - 23 cm	≤ 120 lbs (55 kg)	120 - 250 lbs (55 - 250 kg)	-	≤ 165 lbs (75 kg)	166 - 250 lbs (76 - 115 kg)	-
24 - 25 cm	-	≤ 250 lbs (115 kg)	-	≤ 175 lbs (79 kg)	176 - 250 lbs (80 - 115 kg)	-
26 - 27 cm	-	≤ 185 lbs (84 kg)	186 - 250 lbs (85 - 115 kg)	-	≤ 250 lbs (115 kg)	-
28 - 29 cm	-	≤ 195 lbs (89 kg)	196 - 250 lbs (90 - 115 kg)	-	≤ 195 lbs (89 kg)	196 - 250 lbs (90 - 115 kg)
30 - 31 cm	-	≤ 160 lbs (73 kg)	161 - 250 lbs (73 - 115 kg)	-	≤ 160 lbs (73 kg)	161 - 250 lbs (73 - 115 kg)

Toe Resistance Chart

To select proper toe resistance:

1. Calculate adjusted body weight. (Adjusted body weight = patient body weight + loads normally or routinely carried.)
2. Using adjusted body weight, select toe resistance from the chart below.

Body Weight

≤ 130 lbs (≤ 59 kg)

131 - 180 lbs (60 - 81 kg)

181 - 250 lbs (82 - 113 kg)

Toe Resistance

2 = Low

3 = Regular

4 = High

How To Order

Single Axis Foot

Ordering example:

Single Axis Foot Assembly, 26 cm, left foot, buff, low toe resistance, low heel height, medium anterior bumper, medium posterior bumper

SAA-26LB-2L-MM

Model	Size of Foot	Foot	Color	Toe Resistance	Heel Height	Anterior Bumper	Posterior Bumper
SAA = Single Axis Foot Assembly	22 - 31 cm	L = left R = right	B = buff T = tan M = medium brown	2 = low 3 = regular 4 = high	L = low 10 mm (3/8") M = medium 18 mm (3/4")	M = medium	M = medium

What's Included:



Exoskeletal Single Axis Ankle
SAF-00100



Foot cosmesis in buff,
medium brown or tan



Anterior and Posterior Deflection Bumpers

SA Anterior Deflection Bumper, Medium (black)

SA Posterior Deflection Bumper, Medium (green)

Item

SAF-00132

SAF-00142

Additional Option(s):

Anterior and Posterior Deflection Bumpers

SA Anterior Deflection Bumper, Soft (blue) SAF-00128

SA Posterior Deflection Bumper, Firm (white) SAF-00134

SA Posterior Deflection Bumper, Soft (yellow) SAF-00140

SA Posterior Deflection Bumper, Firm (red) SAF-00144

Set of 6 Anterior Deflection Bumpers SAF-00130

Replacement Parts

SA Ankle Joint Brushing, pair SAF-00120

SA Ankle Pin Retaining Screw SAF-00121

SA Ankle Pin Snap Ring (2) SAF-00122

SA Ankle Pin SAF-00125

SA Pin Hole Plug, pair SAF-00128

DuraWalk™ Foot

Product Highlights

- Highly flexible toe spring
- Low-activity foot with 350 lb weight limit
- Multi-axial function
- Modular, replaceable foot shell allows easy access for clinical adjustments
- Three urethane heel density options



L-Code Suggestions: L5972, L5986

WillowWood's most advanced low-activity foot is the DuraWalk. The integrated design of the toe pad, urethane heel, and foot shell provides multi-axial function for the user. The flexible toe spring allows for a smooth gait cycle while the foot's multi-axial function provides stability on uneven terrain. Clinicians may change the heel density of the foot in order to maximize function. The foot's construction and performance make it suitable for both transtibial and transfemoral amputee use for patients up to 350 pounds.

The DuraWalk Foot Shell, available separately, is molded specifically for the foot to provide a perfect fit. The low-cut foot shell permits easy access to the foot for clinical adjustments. The slightly flexible foot shell allows a better fit in various shoe styles and has a reinforced sole for increased durability. In addition to exceptional performance and an economical price, the DuraWalk Foot provides a modern, attractive design generally reserved for high activity feet.

DuraWalk™ Foot: Specifications

Heel Height: 10 mm (3/8")

Heel Insert Densities: Soft, Medium, Firm

Approximate Product Weight: 502 g (1.11 lbs)

*Based on 26 cm foot with foot shell

Cosmesis: Lifelike in Buff, Tan or Medium Brown

Warranty: 12 months from date of patient fitting for foot,
9 months from date of patient fitting for foot shell



Toe Resistance Chart

To select proper toe resistance:

1. Calculate adjusted body weight. (Adjusted body weight = patient body weight + loads normally or routinely carried.)
2. Using adjusted body weight, select toe resistance from the chart below.

Body Weight	Toe Resistance
≤ 150 lbs (≤ 68 kg)	1 = Very Low
151 - 200 lbs (69 - 90 kg)	2 = Low
201 - 250 lbs (91 - 113 kg)	3 = Regular
251 - 300 lbs (114 - 136 kg)	4 = High
301 - 350 lbs (137 - 160 kg)	5 = Very High

How To Order

DuraWalk Foot

Ordering example:

DuraWalk Foot, 23 - 24 cm, very low toe resistance

DFW-2324-1

Model	Size of Foot	Toe Resistance
DWF = DuraWalk Foot	2324 = 23 - 24 cm 2526 = 25 - 26 cm 2728 = 27 - 28 cm 2930 = 29 - 30 cm	1 = very low 2 = low 3 = regular 4 = high 5 = very high

DuraWalk Foot Shell

Ordering example:

DuraWalk Foot Shell, 23 cm, left foot, buff

FSDW-23LB

Size of Foot	Foot	Color
2324 = 23 - 24 cm 2526 = 25 - 26 cm 2728 = 27 - 28 cm 2930 = 29 - 30 cm	L = left R = right	b = buff t = tan m = medium brown

What's Included:



Soft Heel Insert
23-26 cm: DWH-SS
27-30 cm: DWH-LS



Medium Heel Insert
23-26 cm: DWH-SM
27-30 cm: DWH-LM

Additional Option(s):



Firm Heel Insert
23-26 cm: DWH-SF
27-30 cm: DWH-LF



Foot Shell with Foot Sock
23-30 cm: FSDW-XXXX.
Includes black spectra sock.
(For a complete item number,
specify size, side, and color)



Foot Sock
700-SS001

Impulse[®] Foot



L-Code Suggestions:
L5976, L5989 (with ankle)

Product Highlights

- Flexible foot with outstanding toe response
- Recessed keel allows for endoskeletal, exoskeletal or Symes applications
- Pair with impulse ankle for added stability

The Impulse Foot consists of a composite foot plate attached to a carbon/nylon keel. The foot plate is composed of the same high-performing composite material used in the Pathfinder[®] II Foot. The foot provides high energy return, flexibility, and good toe response. Featuring a recessed keel, the Impulse can be used for endoskeletal, exoskeletal, or Symes applications. Partner the foot with the multiaxial Impulse Ankle for added stability on uneven ground. The Impulse foot carries a weight limit of up to 350 lbs (160 kg).

The Impulse Symes System includes an Impulse Symes Foot and a Symes Adapter Kit. The keel of the Impulse Symes Foot is curved at the same radius as the Symes Socket Adapter, eliminating the need for any type of interface plate and slightly lowering the clearance needed. The Symes Adapter Kit allows angular adjustments (during the alignment phase) as well as length adjustments. The Impulse Symes foot carries a weight limit of up to 250 lbs (115 kg).

Impulse Foot: Specifications

Build Height: 47 mm \pm 5 mm (1.85" \pm 2")

Heel Height: 10 mm (3/8")

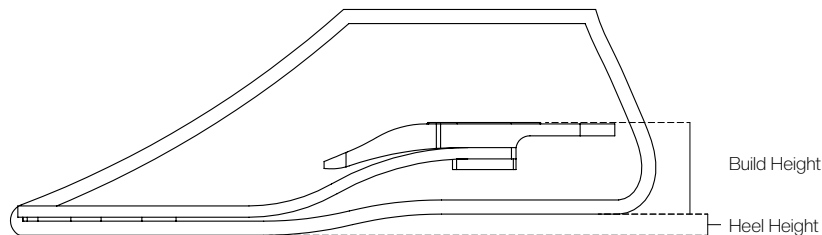
Heel Insert Densities: Soft, Medium, Firm

Product Weight: 453 g (1 lb)

*based on a 26 cm foot

Warranty: 12 months from date of patient fitting

Trial Period: 30 days from date of patient fitting



Toe Resistance & Ankle Stiffness Chart

To select proper toe resistance and ankle stiffness:

The patient's body weight plus any loads normally or routinely carried must not exceed 350 lbs (160 kg) for the Impulse Foot. This "modified body weight" is used to determine toe resistance.

Choose ankle stiffness by patient's modified body weight.**

**Body weight plus any loads normally or routinely cannot exceed this weight limit.

Adjusted User Weight	Toe Resistance	Ankle Stiffness Color	Item #
≤ 110 lbs (≤ 49 kg)	1 = Very Low	Red (Aluminum Base)	IMPA-R
111 - 150 lbs (50 - 68 kg)	2 = Low	Red (Aluminum Base)	IMPA-R
151 - 190 lbs (69 - 86 kg)	3 = Regular	Blue (Aluminum Base)	IMPA-B
191 - 230 lbs (87 - 104 kg)	4 = High	Yellow (Aluminum Base)	IMPA-Y
231 - 270 lbs (105 - 122 kg)	5 = Very High	Green (Aluminum Base)	IMPA-G
271 - 310 lbs (123 - 140 kg)	6 = Heavy Duty Toe #1	Black (Titanium Base)	IMPA-K
311 - 350 lbs (141 - 160 kg)	7 = Heavy Duty Toe #2	White (Titanium Base)	IMPA-W

How To Order

Impulse Mens Foot

Ordering example:

Impulse Mens Foot, 26 cm, left foot, buff, high toe resistance, medium heel height

IMPM-26LB-4M

Model	Size of Foot	Foot	Color	Toe Resistance	Heel Height
IMPM = Impulse Mens Foot	Mens: 22 - 31 cm	L = left R = right	b = buff t = tan m = medium brown	1 = very low 2 = low 3 = regular 4 = high 5 = very high 6 = heavy duty toe #1 7 = heavy duty toe #2	L = low 10 mm (3/8")
IMPW = Impulse Womens Foot	Womens: 22 - 27 cm				

What's Included:



Shaped Foam Ankle
Mens: 2LAM-XXX

Choose size (22 through 30), Side (R-right, L-Left) and Color (B-buff, M-medium brown and T-Tan)



Soft, Medium, and
Firm Heel Inserts

M10 x 43 mm Foot bolt recommended for use with titanium foot pyramid adapter 700-B116



Foot cosmesis in buff, tan or medium brown

Additional Option(s):



Impulse Transfer
Block
700-435



Pyramid Spacer
Block
2LTC-1210



Titanium Foot Pyramid
Adapter
2LTC-1208



Impulse Symes Socket
Adapter Kit
2LSC-1400


Items Not Shown:

Impulse Base plate: 2LSC-1430
Heavy-Duty Symes Nut Assembly: 700-FS006
M10-15 x 68mm foot bolt for pyramid spacer block: 700-B128

Koa™ LP Foot

Product Highlights

- Ultra-Low profile with a functional sandal toe
- Split-keel design delivers inversion and eversion
- Waterproof
- Adjustable heel response



L-Code Suggestions: L5981, L5986

The Koa LP is a moderate to high activity fiberglass prosthetic foot providing both smooth rollover and energy return. With one of the lowest build heights among fiberglass feet, the Koa LP can be used with longer residual limbs and a range of components.

The foot's mutiaxial split keel design delivers excellent ground compliance on a variety of terrain and provides greater stability for those adjusting to a new prosthesis. The Koa LP foot is suitable for both transtibial and transfemoral amputees up to 365 pounds.

Koa LP Foot: Specifications

Heel Height: 10 mm (3/8")

Heel Wedges: Medium (red), Firm (blue)

Approximate Product Weight: 585 g

*Std. size 26 Cat. 5 with foot shell and sock

Warranty: 36 months from date of patient fitting for foot,
6 months from date of patient fitting for foot shell

Trial Period: 60 days from date of patient fitting

Sandal Toe Foot Shells



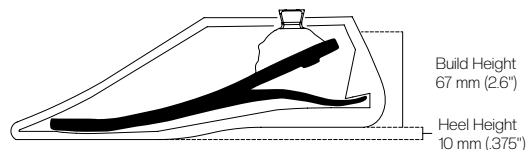
Medium Brown



Tan



Buff



Koa LP Foot Category Chart

To select proper composite toe spring stiffness:

1. Calculate adjusted body weight. (Adjusted body weight = patient body weight + loads normally or routinely carried.)
2. Using adjusted body weight and patient activity level, select toe spring stiffness from the chart below.

Adjusted User Weight (patient body weight + loads carried)	Low Impact Level		Medium Impact Level		High Impact Level	
	Sizes 22-24 cm	Sizes 25-28 cm	Sizes 22-24 cm	Sizes 25-28 cm	Sizes 22-24 cm	Sizes 25-28 cm
70 - 98 lbs (32 - 44 kg)	1	-	1	-	2	-
99 - 115 lbs (45 - 52 kg)	2	2	2	2	2	2
116 - 130 lbs (53 - 58 kg)	2	2	2	2	3	3
131 - 150 lbs (59 - 67 kg)	2	2	3	3	4	4
151 - 170 lbs (68 - 76 kg)	3	3	4	4	5	5
171 - 194 lbs (77 - 87 kg)	4	4	5	5	-	6
195 - 221 lbs (88 - 100 kg)	5	5	-	6	-	7
222 - 256 lbs (101 - 116 kg)	-	6	-	7	-	8
257 - 287 lbs (117 - 130 kg)	-	7	-	8	-	9
288 - 324 lbs (131 - 147 kg)	-	8	-	9	-	-
325 - 365 lbs (148 - 165 kg)	-	9	-	-	-	-

*Note: Toe spring availability is dependent on the size of the Koa LP foot. Sizes 22-24 cm are available with toe spring categories 1 - 5. Sizes 25 - 28 cm are available with toe spring categories 2 - 9.

How To Order

Koa LP Foot with Spectra Sock

Ordering example:
Koa LP Foot, 25 cm, left foot, toe resistance 2

K001-25L-02

Model	Size of Foot	Foot	Toe Resistance
K001 = Koa LP Foot	22 - 28 cm	L = left R = right	01 - 09 (Refer to the chart above)


Sandal Toe Foot Shell

Ordering example:
Sandal Toe Foot Shell, 25 cm, left foot, tan

FS01-25LT

Size of Foot	Foot	Color
22 - 28 cm	L = left R = right	B = buff T = tan M = medium brown

What's Included:



META[®] Core



Product Highlights

- Boltless, unibody carbon fiber design
- Greater than 95% dynamic spring energy return
- Split keel
- Corrosion resistant and waterproof

The META Core foot is built on the founding features of the META[®] architecture – a high activity carbon fiber prosthetic foot with a revolutionary unibody design. This patent-pending breakthrough features a single piece of carbon fiber, which is free of wraps and hardware to reduce weight while maximizing dynamic response.

META Core delivers natural roll-over and greater support in late-stance for K3/K4 users. With a low-build height and weight, the enhanced META-Unibody[®] plate design maximizes energy return and provides increased foot flexibility.



PDAC
APPROVED



PDAC Approved L-Code: L5981

- Transfemoral
 Transtibial

META Core Foot: Specifications

Heel Height: 10 mm (3/8")

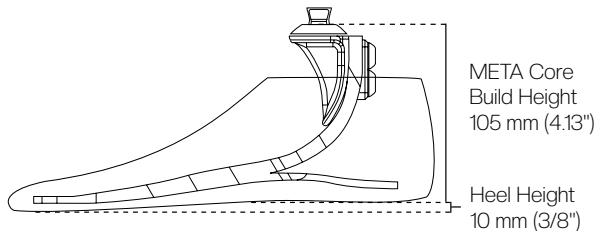
Build Height: 105 mm (4.13")

Approximate Product Weight: 560 g

*Std. size 26 Cat. 5 with foot shell and sock

Trial Period: 60 days from date of patient fitting

Warranty: 36 months from date of patient fitting



Sandal Toe Foot Shells



Medium Brown



Tan



Buff

META Core Category Chart

Adjusted User Weight (patient body weight + loads carried)	Low Impact Level		Medium Impact Level		High Impact Level	
	Sizes 22-24 cm	Sizes 25-30 cm	Sizes 22-24 cm	Sizes 25-30 cm	Sizes 22-24 cm	Sizes 25-30 cm
99-115 lbs (45-51 kg)	1	1	1	1	2	2
116-130 lbs (52-58 kg)	1	1	2	2	3	3
131-150 lbs (59-67 kg)	2	2	3	3	4	4
151-170 lbs (68-76 kg)	3	3	4	4	5	5
171-194 lbs (77-87 kg)	4	4	5	5	-	6
195-221 lbs (88-99 kg)	5	5	-	6	-	7
222-256 lbs (100-115 kg)	-	6	-	7	-	8
257-287 lbs (116-130 kg)	-	7	-	8	-	9
288-324 lbs (131-147 kg)	-	8	-	9	-	-
325-365 lbs (148-165 kg)	-	9	-	-	-	-

*Note: The Standard impact level is recommended for most patients for day-to-day use; high impact level should be chosen for active outdoor users engaged in activities that involve heavy ground impact forces (e.g. sports, construction work)

The META Lineup

All META feet feature the groundbreaking META-Unibody® design that combines dynamic response with lightweight, hardware-free design suitable for K3-K4 users. The design delivers a smooth roll-over experience and delivers support in mid-terminal stance enhancing stability without compromising function.



META Core

Smooth rollover and late-stance support for K3-K4 users low-build height and weight.

Available in Carbon Fiber or Fiberglass.*

PDAC approved: L5981



META Arc

Biomimetic ankle offers stability and adaptation to terrain. 20° of inversion & eversion.

PDAC approved: L5981 + L5986



META Shock

Adaptive shock absorption via integrated shock module 13 mm of vertical displacement.

PDAC approved: L5987



META Shock X

Adaptive shock absorption and impact protection via 40° of torsional rotation + 13 mm vertical displacement.

Available in Carbon Fiber or Fiberglass.*

PDAC approved: L5987 + L5984



META Flow

Active dorsiflexion foot enables natural and safe gait over uneven terrain. 9° of plantarflexion & 5° of dorsiflexion.

PDAC approved: L5981 + L5968

How To Order

META Core Foot with Spectra Sock

Ordering example:

META Core Foot, 25 cm, left foot, toe resistance 2

M001-25L-02

Model	Size of Foot	Foot	Toe Resistance
M001 = META Core Foot	22-30 cm	L = left R = right	01-09 (Refer to the chart above)

Sandal Toe Foot Shell

Ordering example:

Sandal Toe Foot Shell, 25 cm, left foot, tan

FS01-25LT

Size of Foot	Foot	Color
22-30 cm	L = left R = right	B = buff T = tan M = medium brown

FiberGlass META[®] Core



Product Highlights

- Boltless, unibody fiberglass platform
- Greater than 90% dynamic energy return at the toe and heel
- Split keel design
- Corrosion resistant and waterproof
- Low build height

The FiberGlass META Core foot delivers the full benefits of the META-Unibody[®] platform in fiberglass for low activity K3 to high activity K4 prosthetic users up to 365 lbs. This patent pending breakthrough features a single piece of fiberglass, which is free of wraps and hardware to reduce weight while maximizing dynamic response.

The split keel design and compliant, durable composite provides users improved stability while delivering natural roll-over across terrains and environments.



- ✔ Transfemoral
- ✔ Transtibial

PDAC Approved L-Code: L5981

FiberGlass META Core Foot: Specifications

Heel Height: 10 mm (3/8")

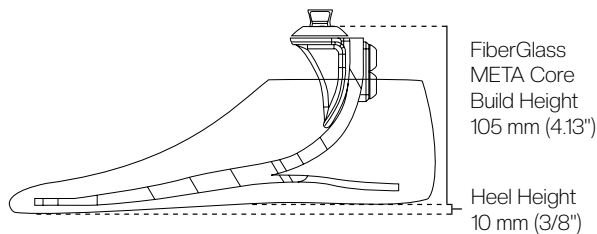
Build Height: 105 mm (4.13")

Approximate Product Weight: 655 g

*Std. size 26 Cat. 5 with foot shell and sock

Trial Period: 60 days from date of patient fitting

Warranty: 36 months from date of patient fitting



Sandal Toe Foot Shells



Medium Brown



Tan



Buff

FiberGlass META Core Category Chart

Adjusted User Weight (patient body weight + loads carried)	Standard (Low to Medium) Impact Level		High Impact Level	
	Sizes 22-24 cm	Sizes 25-30 cm	Sizes 22-24 cm	Sizes 25-30 cm
99-115 lbs (45-51 kg)	1	1	1	1
116-130 lbs (52-58 kg)	1	1	2	2
131-150 lbs (59-67 kg)	2	2	3	3
151-170 lbs (68-76 kg)	3	3	4	4
171-194 lbs (77-87 kg)	4	4	5	5
195-221 lbs (88-99 kg)	5	5	-	6
222-256 lbs (100-115 kg)	-	6	-	7
257-287 lbs (116-130 kg)	-	7	-	8
288-324 lbs (131-147 kg)	-	8	-	9
325-365 lbs (148-165 kg)	-	9	-	-

*Note: The Standard impact level is recommended for most patients for day-to-day use; high impact level should be chosen for active outdoor users engaged in activities that involve heavy ground impact forces (e.g. sports, construction work)

The META Lineup

All META feet feature the groundbreaking META-Unibody® design that combines dynamic response with lightweight, hardware-free design suitable for K3-K4 users. The design delivers a smooth roll-over experience and delivers support in mid-terminal stance enhancing stability without compromising function.



META Core

Smooth rollover and late-stance support for K3-K4 users low-build height and weight.

Available in Carbon Fiber or Fiberglass.*

PDAC approved: L5981



META Arc

Biomimetic ankle offers stability and adaptation to terrain. 20° of inversion & eversion.

PDAC approved: L5981 + L5986



META Shock

Adaptive shock absorption via integrated shock module 13 mm of vertical displacement.

PDAC approved: L5987



META Shock X

Adaptive shock absorption and impact protection via 40° of torsional rotation + 13 mm vertical displacement.

Available in Carbon Fiber or Fiberglass.*

PDAC approved: L5987 + L5984



META Flow

Active dorsiflexion foot enables natural and safe gait over uneven terrain. 9° of plantarflexion & 5° of dorsiflexion.

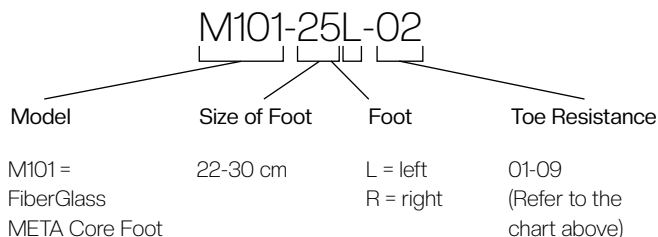
PDAC approved: L5981 + L5968

How To Order

FiberGlass META Core Foot with Spectra Sock

Ordering example:

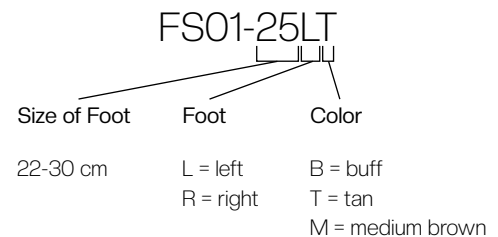
FiberGlass META Core Foot, 25 cm, left foot, toe resistance 2




Sandal Toe Foot Shell

Ordering example:

Sandal Toe Foot Shell, 25 cm, left foot, tan



META[®] Arc



Product Highlights

- Polycentric ankle
- Boltless, unibody carbon fiber design
- Greater than 95% dynamic spring energy return
- Split keel
- Corrosion resistant and waterproof

The META Arc is a moderate-to-high activity carbon fiber prosthetic foot with a revolutionary unibody design. This breakthrough reduces weight, free of wraps, and hardware.

An integrated, biomimetic ankle joint offers unparalleled inversion and eversion range of motion.

Best of both worlds - a lightweight, dynamic spring frame returns greater than 95% energy, with a split keel for superior stability and ground compliance on various terrain. The design offers users greater support in mid-terminal stance, delivers a smooth roll over and eases transitions between gait phases.



165 kg (365 lb)

PDAC
APPROVED



- ✓ Transfemoral
- ✓ Transtibial

PDAC Approved L-Codes: L5981 and L5986

META Arc Foot: Specifications

Heel Height: 10 mm (3/8")

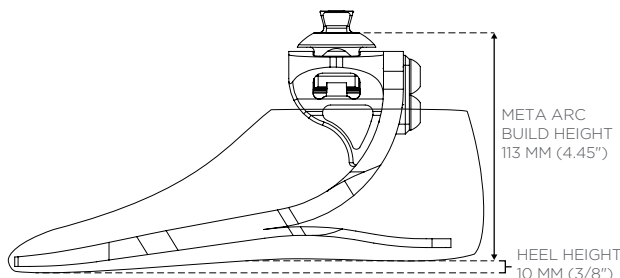
Build Height: 113 mm (4.45")

Approximate Product Weight: 727 g

*Std. size 26 Cat. 5 with foot shell and sock

Trial Period: 60 days from date of patient fitting

Warranty: 36 months from date of patient fitting



Sandal Toe Foot Shells



Medium Brown



Tan



Buff

META Arc Category Chart

Adjusted User Weight (patient body weight + loads carried)	Low Impact Level		Medium Impact Level		High Impact Level	
	Sizes 22-24 cm	Sizes 25-30 cm	Sizes 22-24 cm	Sizes 25-30 cm	Sizes 22-24 cm	Sizes 25-30 cm
99-115 lbs (45-51 kg)	1	1	1	1	2	2
116-130 lbs (52-58 kg)	1	1	2	2	3	3
131-150 lbs (59-67 kg)	2	2	3	3	4	4
151-170 lbs (68-76 kg)	3	3	4	4	5	5
171-194 lbs (77-87 kg)	4	4	5	5	-	6
195-221 lbs (88-99 kg)	5	5	-	6	-	7
222-256 lbs (100-115 kg)	-	6	-	7	-	8
257-287 lbs (116-130 kg)	-	7	-	8	-	9
288-324 lbs (131-147 kg)	-	8	-	9	-	-
325-365 lbs (148-165 kg)	-	9	-	-	-	-

*Note: The Standard impact level is recommended for most patients for day-to-day use; high impact level should be chosen for active outdoor users engaged in activities that involve heavy ground impact forces (e.g. sports, construction work)

The META Lineup

All META feet feature the groundbreaking META-Unibody® design that combines dynamic response with lightweight, hardware-free design suitable for K3-K4 users. The design delivers a smooth roll-over experience and delivers support in mid-terminal stance enhancing stability without compromising function.



META Core

Smooth rollover and late-stance support for K3-K4 users low-build height and weight.

Available in Carbon Fiber or Fiberglass.*

PDAC approved: L5981



META Arc

Biomimetic ankle offers stability and adaptation to terrain. 20° of inversion & eversion.

PDAC approved: L5981 + L5986



META Shock

Adaptive shock absorption via integrated shock module 13 mm of vertical displacement.

PDAC approved: L5987



META Shock X

Adaptive shock absorption and impact protection via 40° of torsional rotation + 13 mm vertical displacement.

Available in Carbon Fiber or Fiberglass.*

PDAC approved: L5987 + L5984



META Flow

Active dorsiflexion foot enables natural and safe gait over uneven terrain. 9° of plantarflexion & 5° of dorsiflexion.

PDAC approved: L5981 + L5968

How To Order

META Arc Foot with Spectra Sock

Ordering example:

META Arc Foot, 25 cm, left foot, toe resistance 2

M002-25L-02

Model	Size of Foot	Foot	Toe Resistance
M002 = META Arc Foot	22-30 cm	L = left R = right	01-09 (Refer to the chart above)

Sandal Toe Foot Shell

Ordering example:

Sandal Toe Foot Shell, 25 cm, left foot, tan

FS01-25LT

Size of Foot	Foot	Color
22-30 cm	L = left R = right	B = buff T = tan M = medium brown

META[®] Shock



Product Highlights

- Responsive shock absorption
- Low build height/high deflection
- Lightweight unibody carbon fiber design
- Split keel
- Corrosion resistant and waterproof

The META Shock is a high activity carbon fiber prosthetic foot with a revolutionary unibody design. This breakthrough reduces weight, free of wraps and hardware.

An integrated shock absorbing proximal adapter provides adaptive shock absorption that responds appropriately to any activity, rain or shine.

The META Shock's low build height and market leading deflection-to-build-height ratio provides multiphase shock absorption in a compact, lightweight package with high energy return.



105 kg (235 lb)

PDAC
APPROVED



- ✔ Transradial
- ✔ Transhumeral

PDAC Approved L-Codes: L5987

META Shock Foot: Specifications

Heel Height: 10 mm (3/8")

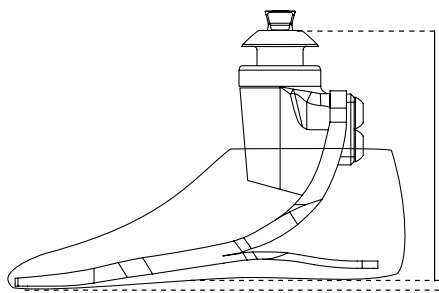
Build Height: 138 mm (5.43")

Approximate Product Weight: 720 g

*Std. size 26 Cat. 5 with foot shell and sock

Trial Period: 60 days from date of patient fitting

Warranty: 36 months from date of patient fitting



META Shock
Build Height
138 mm (5.43")

Heel Height
10 mm (3/8")

Sandal Toe Foot Shells



Medium Brown



Tan



Buff

META Shock Category Chart

Adjusted User Weight (patient body weight + loads carried)	Low Impact Level		Medium Impact Level		High Impact Level	
	Sizes 22-24 cm	Sizes 25-30 cm	Sizes 22-24 cm	Sizes 25-30 cm	Sizes 22-24 cm	Sizes 25-30 cm
99-115 lbs (45-51 kg)	1	1	1	1	2	2
116-130 lbs (52-58 kg)	1	1	2	2	3	3
131-150 lbs (59-67 kg)	2	2	3	3	4	4
151-170 lbs (68-76 kg)	3	3	4	4	5	5
171-194 lbs (77-87 kg)	4	4	5	5	-	6
195-221 lbs (88-99 kg)	5	5	-	6	-	7
222-256 lbs (100-115 kg)	-	6	-	7	-	8
257-287 lbs (116-130 kg)	-	7	-	8	-	9
288-324 lbs (131-147 kg)	-	8	-	9	-	-
325-365 lbs (148-165 kg)	-	9	-	-	-	-

*Note: The Standard impact level is recommended for most patients for day-to-day use; high impact level should be chosen for active outdoor users engaged in activities that involve heavy ground impact forces (e.g. sports, construction work)

The META Lineup

All META feet feature the groundbreaking META-Unibody® design that combines dynamic response with lightweight, hardware-free design suitable for K3-K4 users. The design delivers a smooth roll-over experience and delivers support in mid-terminal stance enhancing stability without compromising function.



META Core
Smooth rollover and late-stance support for K3-K4 users low-build height and weight.
Available in Carbon Fiber or Fiberglass.*
PDAC approved: L5981



META Arc
Biomimetic ankle offers stability and adaptation to terrain. 20° of inversion & eversion.
PDAC approved: L5981 + L5986



META Shock
Adaptive shock absorption via integrated shock module 13 mm of vertical displacement.
PDAC approved: L5987



META Shock X
Adaptive shock absorption and impact protection via 40° of torsional rotation + 13 mm vertical displacement.
Available in Carbon Fiber or Fiberglass.*
PDAC approved: L5987 + L5984



META Flow
Active dorsiflexion foot enables natural and safe gait over uneven terrain. 9° of plantarflexion & 5° of dorsiflexion.
PDAC approved: L5981 + L5968

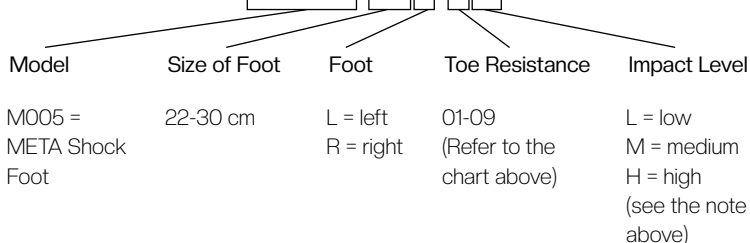
How To Order

META Shock Foot with Spectra Sock

Ordering example:

META Shock Foot, 25 cm, left foot, toe resistance 2, medium impact

M005-25L-2M

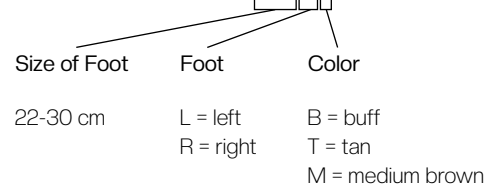


Sandal Toe Foot Shell

Ordering example:

Sandal Toe Foot Shell, 25 cm, left foot, tan

FS01-25LT



META[®] Shock X



Product Highlights

- 40° torsional rotation
- Responsive shock absorption
- Low build height/high displacement
- Lightweight unibody carbon fiber design
- Split keel
- Corrosion resistant and waterproof

The META Shock X is a high activity carbon fiber prosthetic foot with all the features of the META Shock foot plus torsion for increased range of motion and functional mobility.

The revolutionary unibody design and low build height characteristic of the META foot family offer market-leading levels of deflection in a compact, lightweight package. The design offers users greater support in mid-terminal stance, delivers a smooth roll over and eases transitions between gait phases. The META Shock X builds upon this foundation by combining multiphase shock absorption of the META Shock foot with 40° axial rotation in the ankle.

This integrated torsion component reflexively adapts to variations when walking on uneven terrain and promotes natural rotational movement and gait fluency with less torque applied to the residual limb.



**PDAC
APPROVED**



- ✓ Transfemoral
- ✓ Transtibial

PDAC Approved L-Codes: L5987 and L5984

META Shock X Foot: Specifications

Heel Height: 10 mm (3/8")

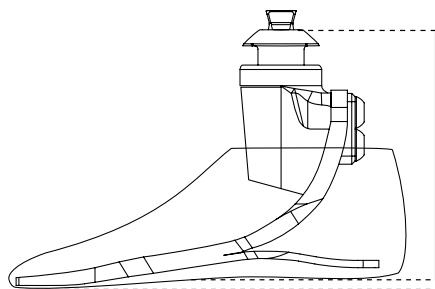
Build Height: 138 mm (5.43")

Approximate Product Weight: 720 g

*Std. size 26 Cat. 5 with foot shell and sock

Trial Period: 60 days from date of patient fitting

Warranty: 36 months from date of patient fitting



META Shock X
Build Height
138 mm (5.43")

Heel Height
10 mm (3/8")

Sandal Toe Foot Shells



Medium Brown



Tan



Buff

META Shock X Category Chart

Adjusted User Weight (patient body weight + loads carried)	Low Impact Level		Medium Impact Level		High Impact Level	
	Sizes 22-24 cm	Sizes 25-30 cm	Sizes 22-24 cm	Sizes 25-30 cm	Sizes 22-24 cm	Sizes 25-30 cm
99-115 lbs (45-51 kg)	1	1	1	1	2	2
116-130 lbs (52-58 kg)	1	1	2	2	3	3
131-150 lbs (59-67 kg)	2	2	3	3	4	4
151-170 lbs (68-76 kg)	3	3	4	4	5	5
171-194 lbs (77-87 kg)	4	4	5	5	-	6
195-221 lbs (88-99 kg)	5	5	-	6	-	7
222-256 lbs (100-115 kg)	-	6	-	7	-	8
257-287 lbs (116-130 kg)	-	7	-	8	-	9
288-324 lbs (131-147 kg)	-	8	-	9	-	-
325-365 lbs (148-165 kg)	-	9	-	-	-	-

*Note: The Standard impact level is recommended for most patients for day-to-day use; high impact level should be chosen for active outdoor users engaged in activities that involve heavy ground impact forces (e.g. sports, construction work)

The META Lineup

All META feet feature the groundbreaking META-Unibody® design that combines dynamic response with lightweight, hardware-free design suitable for K3-K4 users. The design delivers a smooth roll-over experience and delivers support in mid-terminal stance enhancing stability without compromising function.



META Core

Smooth rollover and late-stance support for K3-K4 users low-build height and weight.

Available in Carbon Fiber or Fiberglass.*

PDAC approved: L5981



META Arc

Biomimetic ankle offers stability and adaptation to terrain. 20° of inversion & eversion.

PDAC approved: L5981 + L5986



META Shock

Adaptive shock absorption via integrated shock module 13 mm of vertical displacement.

PDAC approved: L5987



META Shock X

Adaptive shock absorption and impact protection via 40° of torsional rotation + 13 mm vertical displacement.

Available in Carbon Fiber or Fiberglass.*

PDAC approved: L5987 + L5984



META Flow

Active dorsiflexion foot enables natural and safe gait over uneven terrain. 9° of plantarflexion & 5° of dorsiflexion.

PDAC approved: L5981 + L5968

How To Order

META Shock X Foot with Spectra Sock

Ordering example:

META Shock X Foot, 25 cm, left foot, toe resistance 2, medium impact

M006-25L-2M

Model	Size of Foot	Foot	Toe Resistance	Impact Level
M006 = META Shock X Foot	22-30 cm	L = left R = right	01-09 (Refer to the chart above)	L = low M = medium H = high (see the note above)

Sandal Toe Foot Shell

Ordering example:

Sandal Toe Foot Shell, 25 cm, left foot, tan

FS01-25LT

Size of Foot	Foot	Color
22-30 cm	L = left R = right	B = buff T = tan M = medium brown

Fiberglass META[®] Shock X



Product Highlights

- Durable, lightweight unibody platform
- Low build height/high displacement
- Responsive shock absorption
- Increased ground compliance
- Fluidity through the gait cycle
- 40° torsional rotation
- Corrosion-resistant and waterproof

The Fiberglass META Shock X delivers the full benefits of the META-Unibody[®] platform in fiberglass for K3/K4 prosthetic users up to 365 lbs. The split keel design provides users improved stability and ground compliance, enabling conformance and easy adaptation to variations in terrain, while offering a smooth rollover experience.

The revolutionary unibody design and low build height, characteristic of the META foot family, offer market-leading levels of deflection in a compact, lightweight package. The Fiberglass META Shock X builds upon this foundation by combining multiphase shock absorption with 40° axial rotation in the ankle.

The integrated torsion component promotes natural rotational movement and gait fluency with less torque applied to the residual limb, delivering patient comfort via reduced stress on the residual limb.



**PDAC
APPROVED**



- ✓ Transradial
- ✓ Transhumeral

PDAC Approved L-Codes: L5987 and L5984

Fiberglass META Shock X: Specifications

Heel Height: 10 mm (3/8")

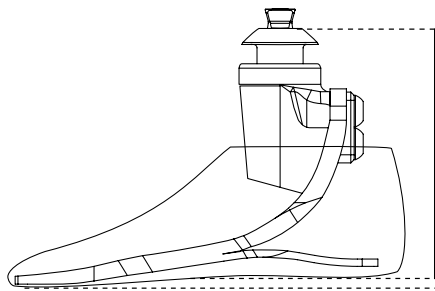
Build Height: 138 mm (5.43")

Approximate Product Weight: 815 g

*Std. size 26 Cat. 5 with foot shell and sock

Trial Period: 60 days from date of patient fitting

Warranty: 36 months from date of patient fitting



Fiberglass
META Shock X
Build Height
138 mm (5.43")

Heel Height
10 mm (3/8")

Sandal Toe Foot Shells



Medium Brown



Tan



Buff

Fiberglass META Shock X Category Chart

Adjusted User Weight (patient body weight + loads carried)	Standard (Low to Medium) Impact Level		High Impact Level	
	Sizes 22-24 cm	Sizes 25-30 cm	Sizes 22-24 cm	Sizes 25-30 cm
99-115 lbs (45-51 kg)	1	1	1	1
116-130 lbs (52-58 kg)	1	1	2	2
131-150 lbs (59-67 kg)	2	2	3	3
151-170 lbs (68-76 kg)	3	3	4	4
171-194 lbs (77-87 kg)	4	4	5	5
195-221 lbs (88-99 kg)	5	5	-	6
222-256 lbs (100-115 kg)	-	6	-	7
257-287 lbs (116-130 kg)	-	7	-	8
288-324 lbs (131-147 kg)	-	8	-	9
325-365 lbs (148-165 kg)	-	9	-	-

*Note: The Standard impact level is recommended for most patients for day-to-day use; high impact level should be chosen for active outdoor users engaged in activities that involve heavy ground impact forces (e.g. sports, construction work)

The META Lineup

All META feet feature the groundbreaking META-Unibody® design that combines dynamic response with lightweight, hardware-free design suitable for K3-K4 users. The design delivers a smooth roll-over experience and delivers support in mid-terminal stance enhancing stability without compromising function.



META Core

Smooth rollover and late-stance support for K3-K4 users low-build height and weight.

Available in Carbon Fiber or Fiberglass.*

PDAC approved: L5981



META Arc

Biomimetic ankle offers stability and adaptation to terrain. 20° of inversion & eversion.

PDAC approved: L5981 + L5986



META Shock

Adaptive shock absorption via integrated shock module 13 mm of vertical displacement.

PDAC approved: L5987



META Shock X

Adaptive shock absorption and impact protection via 40° of torsional rotation + 13 mm vertical displacement.

Available in Carbon Fiber or Fiberglass.*

PDAC approved: L5987 + L5984



META Flow

Active dorsiflexion foot enables natural and safe gait over uneven terrain. 9° of plantarflexion & 5° of dorsiflexion.

PDAC approved: L5981 + L5968

How To Order

Fiberglass META Shock X Foot with Spectra Sock

Ordering example:

Fiberglass META Shock X Foot, 25 cm, left foot, toe resistance 2, medium impact

M106-25L-2M

Model	Size of Foot	Foot	Toe Resistance	Impact Level
M106 = Fiberglass META Shock X Foot	22-30 cm	L = left R = right	01-09 (Refer to the chart above)	L = low M = medium H = high (see the note above)

Sandal Toe Foot Shell

Ordering example:

Sandal Toe Foot Shell, 25 cm, left foot, tan

FS01-25LT

Size of Foot	Foot	Color
22-30 cm	L = left R = right	B = buff T = tan M = medium brown

META[®] Flow[™]

Product Highlights



- Polycentric ankle with carbon composite ankle spring – guaranteed freedom from fluid leaks
- 95% energy efficient – only design that eliminates dampening effect, provides power to propel user through mid-stance
- Delivers 14° Ankle RoM (9° plantarflexion + 5° dorsiflexion)
- Significantly reduces fall risk via 5° active dorsiflexion during swing phase

WillowWood's META Flow is the first PDAC approved L5968 foot that eliminates the trade-off between range of motion and dynamics. The design combines the benefits of the META Unibody[®] platform with an innovative polycentric ankle featuring a carbon composite ankle spring. The unique design is the only L5968 foot that provides energy during midstance – allowing users to experience best-in-class rollover and freedom from the dampening effect experienced with hydraulic designs. The end result is a smooth natural gait on various terrains and at varying cadences while reducing the risk of falls through active swing phase dorsiflexion. By eliminating the need for hydraulic fluid, the design ensures freedom from leaks and reduces the need for frequent maintenance.

The META Flow presents the optimal solution for K3 users across all impact levels seeking ankle mobility and dynamic response tailored to a diverse range of activities.



**PDAC
APPROVED**



- ✓ Transfemoral
- ✓ Transtibial

PDAC Approved L-Code: L5981, L5968

META Flow Foot: Specifications

Heel Height: 10 mm (3/8")

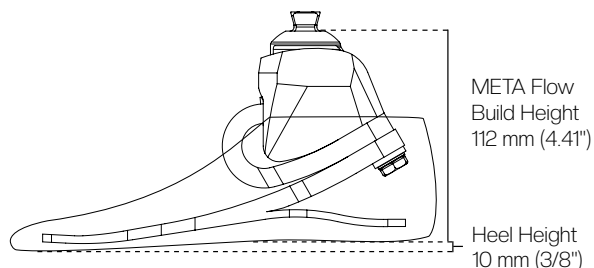
Build Height: 112 mm (4.41")

Approximate Product Weight: 862 g

*Std. size 26 Cat. 5 with foot shell and sock

Trial Period: 60 days from date of patient fitting

Warranty: 36 months from date of patient fitting



Sandal Toe Foot Shells



Medium Brown



Tan



Buff

META Flow Category Chart

Standard (Low to Medium) Impact Level

High Impact Level

Adjusted User Weight (patient body weight + loads carried)	Standard (Low to Medium) Impact Level		High Impact Level	
	Sizes 22-24 cm	Sizes 25-30 cm	Sizes 22-24 cm	Sizes 25-30 cm
99-115 lbs (45-51 kg)	1	1	1	1
116-130 lbs (52-58 kg)	1	1	2	2
131-150 lbs (59-67 kg)	2	2	3	3
151-170 lbs (68-76 kg)	3	3	4	4
171-194 lbs (77-87 kg)	4	4	5	5
195-221 lbs (88-99 kg)	5	5	-	6
222-256 lbs (100-115 kg)	-	6	-	7
257-287 lbs (116-130 kg)	-	7	-	8
288-324 lbs (131-147 kg)	-	8	-	9
325-365 lbs (148-165 kg)	-	9	-	-

*Note: The Standard impact level is recommended for most patients for day-to-day use; high impact level should be chosen for active outdoor users engaged in activities that involve heavy ground impact forces (e.g. sports, construction work)

The META Lineup

All META feet feature the groundbreaking META-Unibody® design that combines dynamic response with lightweight, hardware-free design suitable for K3-K4 users. The design delivers a smooth roll-over experience and delivers support in mid-terminal stance enhancing stability without compromising function.



META Core

Smooth rollover and late-stance support for K3-K4 users low-build height and weight.

Available in Carbon Fiber or Fiberglass.*

PDAC approved: L5981



META Arc

Biomimetic ankle offers stability and adaptation to terrain. 20° of inversion & eversion.

PDAC approved: L5981 + L5986



META Shock

Adaptive shock absorption via integrated shock module 13 mm of vertical displacement.

PDAC approved: L5987



META Shock X

Adaptive shock absorption and impact protection via 40° of torsional rotation + 13 mm vertical displacement.

Available in Carbon Fiber or Fiberglass.*

PDAC approved: L5987 + L5984



META Flow

Active dorsiflexion foot enables natural and safe gait over uneven terrain. 9° of plantarflexion & 5° of dorsiflexion.

PDAC approved: L5981 + L5968

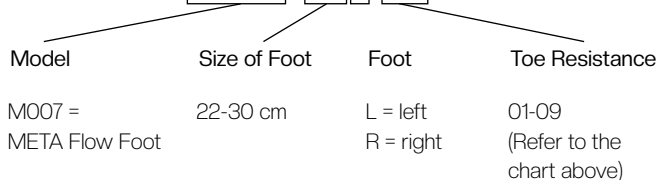
How To Order

META Flow Foot with Spectra Sock

Ordering example:

META Flow Foot, 25 cm, left foot, toe resistance 5

M007-25L-05

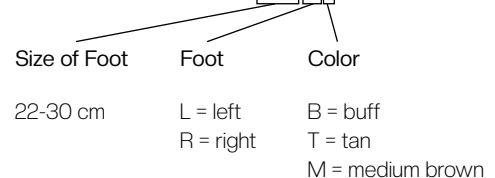


META Flow Foot Shell

Ordering example:

META Flow Foot Shell, 25 cm, left foot, tan

FS02-25LT



Knee

INTUY[®] Knee



Product Highlights

- Powerful, lightweight
- IP45 weatherproof
- Low noise
- 44 hr battery standby time
- 2 hr full charge
- Regenerative charging
- 100 Nm torque
- Effortless mode transition
- Smooth, natural ambulation

The INTUY Knee by Rebocon is designed to promote natural gait biomechanics and reduce strain on sound joints by employing advanced processors, sensors, and algorithms.

The lightest, quietest, and most powerful prosthetic knee available, the INTUY Knee uses intuitive symmetrical sitting, a standing positional lock and powered extension, to deliver consistent natural gait and stability to a wide user range with its 100 Nm torque, 275 lb weight limit, and 255 mm build height. The knee also features seamless transitions into stair ascent/descent, sit-to-stand, and biking assistance functions.

44-hour autonomy, a full charge from empty in just 2 hours, combined with regenerative charging during resistance encounters (sitting, descending stairs, or ramps) provides the patient with reliable, multi-day support.

Product is only available direct through WillowWood. Contact intuyorders@willowwood.com for more information.



PDAC Approved L-Codes:
L5828, L5845, L5848, L5856, and L5859

INTUY App



INTUY Knee: Specifications

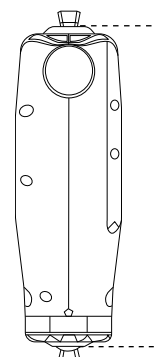
Weight Limit: 124.74 kg (275 lbs)

Build Height: 255 mm (10.04")

Product Weight: 2.4 kg (5.29 lbs) *w/ battery

Warranty: 3 years from date of patient fitting

Knee Flexion: 120"



INTUY Knee
Build Height
255 mm (10.04")

Modular Components

Modular Components:

Socket Attachment Adapters

Simple socket attachment adapters help you save valuable time and deliver sockets of high quality and sound construction.

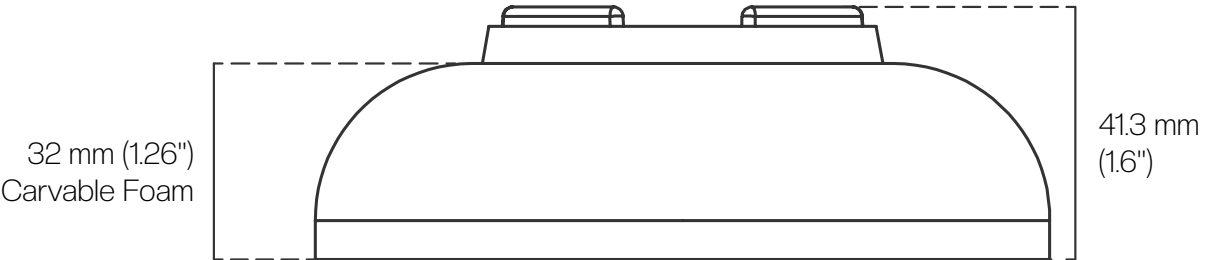
Laminated Socket Attachment Block

The popular Laminated Socket Attachment Block provides a 4-Hole pattern attachment point in laminated sockets. Whether ordered with foam or without foam, it includes screws, carbon tape, laminating cap, and screw caps.

Product Weight: With foam - 124 g
Without foam - 67 g

Warranty: 12 months from date of patient fitting

Product	Item #
4-Hole Socket Attachment Block with Foam	700-200
4-Hole Socket Attachment Block without Foam	700-250



Modular Components:

Socket Attachment Adapters

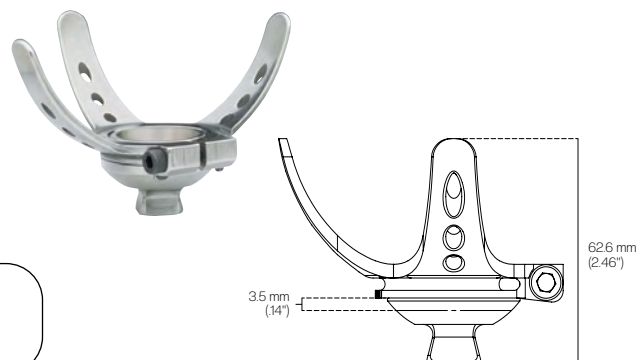
The lightweight, 3-prong Stainless Steel AK Rotatable Pyramid Adapter and Stainless Steel AK Rotatable Pyramid Receiver provide the additional strength required in above knee sockets. Three hundred and sixty degrees of rotation, controlled by a cinch bolt, are supplied in these adapters.

Stainless Steel AK Rotatable Pyramid

This lightweight, 3-prong unit provides the additional strength required in above knee sockets. Three hundred and sixty degrees of rotation are supplied in this male pyramid.

Product Weight: 198 g

Warranty: 12 months from date of patient fitting



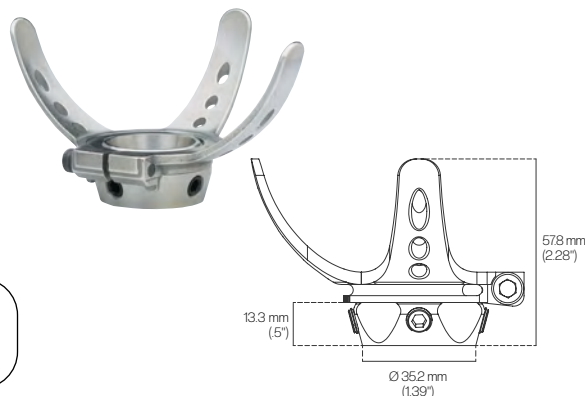
Product	Item #
Stainless Steel AK Rotatable Pyramid	FND-268001

Stainless Steel AK Rotatable Receiver

Above knee sockets require the strength provided in this lightweight, 3-prong unit. This female pyramid receiver supplies three hundred and sixty degrees of rotation, controlled by a cinch bolt.

Product Weight: 191 g

Warranty: 12 months from date of patient fitting



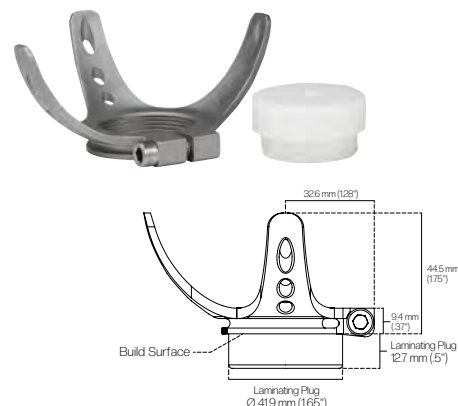
Product	Item #
Stainless Steel AK Rotatable Pyramid Receiver	FND-268000

Stainless Steel AK Rotatable 3-Prong Base

The 3-prong base used in our Stainless Steel AK Rotatable Pyramid Adapters and Receivers is also available separately, for attachment to any M36 thread male component.

Product Weight: 119 g

Warranty: 12 months from date of patient fitting



Product	Item #
Stainless Steel AK Rotatable 3-Prong Base (includes plug)	FND-268002
AK 3-Prong Lamination Plug	FND-268005

Modular Components:

Socket Attachment Adapters

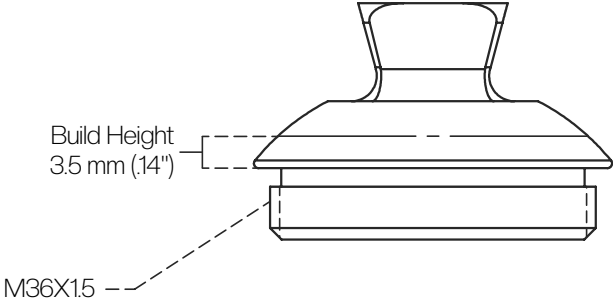
Titanium Threaded Rotatable Pyramid Insert

This component threads into FND-268002.

Product Weight: 38 g

Warranty: 12 months from date of patient fitting

Product	Item #
Titanium Threaded Rotatable Pyramid Insert	FND-268003



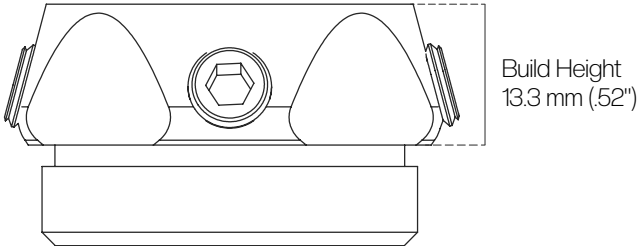
Titanium Threaded Rotatable Pyramid Receiver Insert

This component threads into FND-268002.

Product Weight: 53 g

Warranty: 12 months from date of patient fitting

Product	Item #
Titanium Threaded Rotatable Pyramid Receiver Insert	FND-268004



Modular Components:

Pylons & Pylon Adapters

All pylons may be cut to length with a tube cutting guide or other equipment. Some pylons have a permanent adapter at one end while others come with 30 mm tube inserts. Tube inserts are included.

30 mm Aluminum Tube with Aluminum Adapter

Product Weight: 298 g

Warranty: 12 months from date of patient fitting

Product	Item #
Aluminum Fixed Adapter with 30 mm Aluminum Tube, 400 mm	FND-131330



30 mm Aluminum Tube with Titanium Adapter

Product Weight: 313 g

Warranty: 12 months from date of patient fitting

Product	Item #
Titanium Fixed Adapter with 30 mm Aluminum Tube, 400 mm	FND-221330



30 mm Aluminum Tube

Product Weight: 193 g

Warranty: 12 months from date of patient fitting

Product	Item #
30 mm Aluminum Tube, 400 mm, with 2 Inserts	FND-011330
30 mm Tube Insert	FND-000030



Magnum 30 mm Composite Tube

Product Weight: 251 g

Warranty: 12 months from date of patient fitting, 24 months from date of patient fitting when purchased as part of a Magnum Heavy Duty Kit

Product	Item #
Magnum 30 mm Composite Tube, 400 mm	MHD-30CT*
Magnum 30 mm Composite Tube Insert	MHD-30CTI
Magnum Tube Cutting Guide	700-TL003

* Two inserts included.



Modular Components:

Pylon Adapters

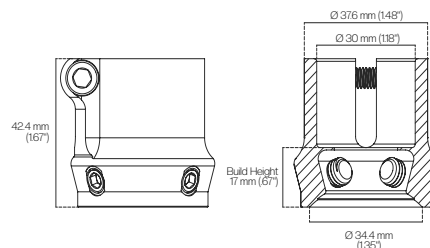
Connecting a pylon to a knee or a receiver is the job of endoskeletal adapters. These adapters can be especially useful in hard-to-fit cases or when there is little clearance. The Magnum 30 mm adapter is actually taller to provide more clamping force for heavy duty applications. Set Screws are included with all pylon adapters.

Aluminum 30 mm Pylon Adapter

Product Weight: 86 g

Warranty: 12 months from date of patient fitting

Product	Item #
Aluminum 30 mm Pylon Adapter	FND-130030

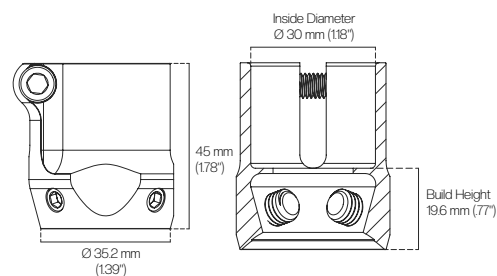


Titanium 30 mm Pylon Adapter

Product Weight: 100 g

Warranty: 12 months from date of patient fitting

Product	Item #
Titanium 30 mm Pylon Adapter	FND-220030

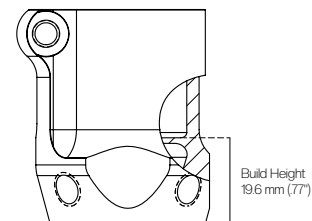


Magnum Titanium 30 mm Adapter

Product Weight: 110 g

Warranty: 12 months from date of patient fitting, 24 months from date of patient fitting when purchased as part of a Magnum Heavy Duty Kit

Product	Item #
Magnum Titanium 30 mm Adapter	MHD-002



Modular Components:

Extension Adapters

When additional height is needed in a prosthesis, extension adapters can be valuable components. Available in various heights, extension adapters are offered with pyramids and receivers.

Height Extension Adapters

Product Weight: 46 mm – 96 g
24 mm – 79 g

Warranty: 12 months from date of patient fitting



Product	Item #
46 mm Height Extension Adapter	FND-136146
24 mm Height Extension Adapter	FND-136124

Titanium Dual Pyramid Receivers

Product Weight: 75 mm – 126 g
60 mm – 107 g
45 mm – 92 g
32 mm – 82 g

Warranty: 12 months from date of patient fitting

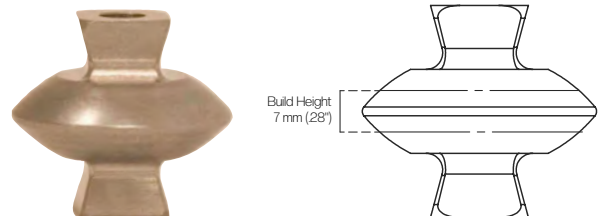


Product	Item #
75 mm Titanium Dual Pyramid Receivers	FND-228075
60 mm Titanium Dual Pyramid Receivers	FND-228060
45 mm Titanium Dual Pyramid Receivers	FND-228045
32 mm Titanium Dual Pyramid Receivers	FND-228032

Magnum Titanium Double Ended Pyramid

Product Weight: 66 g

Warranty: 12 months from date of patient fitting, 24 months from date of patient fitting when purchased as part of a Magnum Heavy Duty Kit



Product	Item #
Magnum Titanium Double Ended Pyramid	MHD-DE-P

Modular Components:

4-Hole Spacer Plates

Spacer plates provide extra height when needed as well as offset or angular offset in medial/lateral or anterior/posterior orientations.

Aluminum 4-hole Spacer Plates may be installed in either anterior/posterior or medial/lateral orientation. Available in a 12 mm offset, a five degree reverse angle offset and a five degree forward angle offset. These components are useful in dynamic alignment situations when additional angular adjustment is required. These plates may be left in the definitive prosthesis if desired. Screws included.

Aluminum 4-Hole 12 mm Offset Plate

Product Weight: 54 g

Warranty: 12 months from date of patient fitting

Product	Item #
Aluminum 4-Hole 12 mm Offset Plate	FND-135106

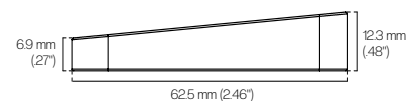



Aluminum Reverse Angle Offset Plate

Product Weight: 54 g

Warranty: 12 months from date of patient fitting

Product	Item #
Aluminum Reverse Angle Offset Plate	FND-135107

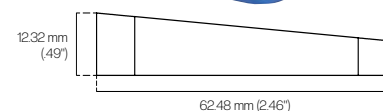



Aluminum Forward Angle Offset Plate

Product Weight: 54 g

Warranty: 12 months from date of patient fitting

Product	Item #
Aluminum Forward Angle Offset Plate	FND-135105



Modular Components:


4-Hole Spacer Plates

4-Hole Adapter Spacer Plates

The 4-hole adapter spacer plates are ISO tested and are light weight. Both spacer plates measure 2" x 2".

Product Weight: With screws - 26 g
Without screws - 10 g

Warranty: 12 months from date of patient fitting



Product	Item #
4-Hole Adapter 1/8" Spacer Plate	700-300
4-Hole Adapter 3/8" Spacer Plate	700-375

LimbLogic® Vacuum Plate

The LimbLogic Vacuum Plate is suitable for instances when there is insufficient clearance to mount the LimbLogic pump directly below the socket. The plate allows practitioners to relocate the controller while maintaining the in-line design of a prosthesis. Additionally, practitioners may use the plate to retrofit existing vacuum sockets to use with LimbLogic.

Product Weight: 50 g

Warranty: 12 months from date of patient fitting

Product	Item #
LimbLogic Vacuum Plate	LLV-01043



Modular Components:

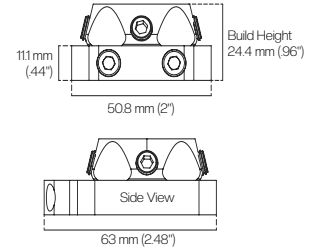

4-Hole Pyramid Receiver Adapters

Titanium Rotatable Pyramid Receiver

The Titanium Rotatable Pyramid Receiver is lightweight and provides 360 degrees of rotation. Set screws are included.

Product Weight: 103 g

Warranty: 12 months from date of patient fitting



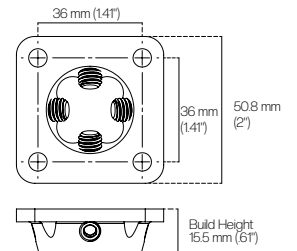
Product	Item #
Titanium Rotatable Pyramid Receiver	FND-228002

Titanium Pyramid Receiver

The Titanium Pyramid Receiver is lightweight and provides 360 degrees of rotation. Set screws are included.

Product Weight: 70 g

Warranty: 12 months from date of patient fitting



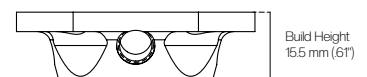
Product	Item #
Titanium Pyramid Receiver	FND-227004

Titanium Pyramid Receiver

The non-rotatable 4-Hole Titanium Pyramid Receiver and Magnum Titanium 4-Hole Pyramid Receiver attach to any socket or knee with a distal 4-hole pattern. Set screws are included.

Product Weight: 58 g

Warranty: 12 months from date of patient fitting



Product	Item #
Magnum Titanium 4-Hole Pyramid Receiver	MHD-PR-4

Modular Components:

Titanium 4-Hole Pyramid Adapters

Titanium Rotatable Pyramid Adapter

The Titanium Rotatable Pyramid Adapter is lightweight and provides 360 degrees of rotation. Set screws are included.

Product Weight: 57 g

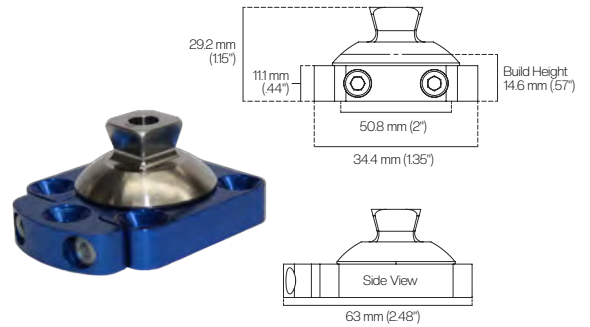
Warranty: 12 months from date of patient fitting

Product

Titanium Rotatable Pyramid Receiver

Item

FND-228003



Titanium Rotatable Pyramid Adapter

The 4-Hole Titanium Pyramid Adapter attaches to any socket or knee with a distal 4-hole pattern.

Product Weight: 56 g

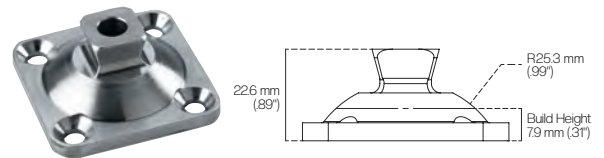
Warranty: 12 months from date of patient fitting

Product

Titanium 4-Hole Pyramid Receiver

Item

FND-227014



Titanium 4-Hole Pyramid, 20 mm Offset

The Titanium 4-Hole Pyramid Adapter, 20 mm Offset attaches to any socket or knee with a distal 4-hole pattern. The pyramid is offset 20 mm anterior/posterior or medial/lateral from the center. Screws are included.

Product Weight: 93 g

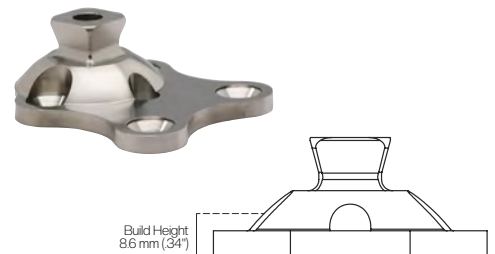
Warranty: 12 months from date of patient fitting

Product

Titanium 4-Hole Pyramid, 20 mm Offset

Item

FND-224120



Modular Components:

Titanium 4-Hole Pyramid Adapters

Titanium 4-Hole Slide Adapter with Rotation

The Titanium 4-Hole Slide Adapter with Rotation provides 360 degrees of rotation and 1/2" of slide. Set screws are included.

Product Weight: 125 g

Warranty: 12 months from date of patient fitting

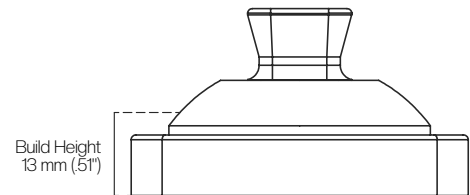


Product

Item #

Titanium 4-Hole Slide Adapter with Rotation

FND-224150



LimbLogic® Vacuum Pyramid

The LimbLogic Vacuum Pyramid is suitable for instances when there is insufficient clearance to mount the LimbLogic pump directly below the socket. The Vacuum Pyramid allows practitioners to relocate the controller while maintaining the in-line design of a prosthesis. Additionally, practitioners may use the Vacuum Pyramid to retrofit existing vacuum sockets to use with LimbLogic.

Product Weight: 62 g

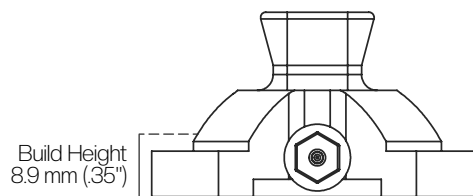
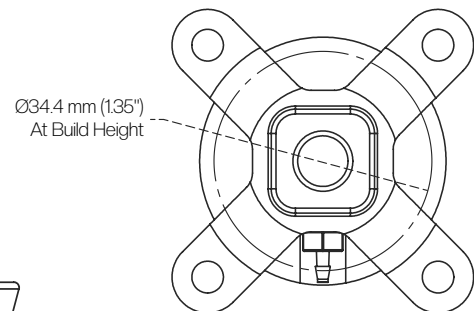
Warranty: 12 months from date of patient fitting

Product

Item #

LimbLogic Vacuum Pyramid

FND-01044



Modular Components:

Suction Pyramid Adapters

The Suction Pyramid's one-way air expulsion valve is contained within a four-hole pyramid adapter and bolted onto the distal end of the socket. Available in either stainless steel or titanium, the Suction Pyramid can be purchased by itself or in a kit with a Laminated Socket Attachment Block. The Magnum Titanium 4-Hole Suction Pyramid is recommended for heavy duty suspension.

Titanium Suction Pyramid Kit

Product Weight: 64 g

Warranty: 12 months from date of patient fitting

Product	Item #
Titanium Suction Pyramid Kit	700-SP470
Titanium Suction Pyramid	700-SP471
Screen	700-AB452




Stainless Steel Suction Pyramid Kit

Product Weight: 100 g

Warranty: 12 months from date of patient fitting

Product	Item #
Stainless Steel Suction Pyramid Kit	700-SP460
Stainless Steel Suction Pyramid	700-SP461
Screen	700-AB452



Magnum Titanium 4-Hole Suction Pyramid

Product Weight: 61 g

Warranty: 12 months from date of patient fitting

Product	Item #
Magnum Titanium 4-Hole Suction Pyramid	MHD-SP4
Screen	700-AB452



Modular Components:

Cosmetic Foam

Transfemoral Foam Covers

Easy Shape AK Foam Covers have a firm durometer in the calf and thigh sections for easy shaping. A more flexible foam is used in the knee section so that flexion and extension of the knee are not restricted. The AK Foam Cover continues to be very popular due to its consistency and firmness. All Easy Shape AK Foam Covers and the AK Foam Covers are preshaped and preflexed to 30 degrees, and are available with a standard center hole. Available in Buff or Medium Brown.

Center Hole: Standard

Length: 91 cm (36")



Product	Item #
AK Foam Cover, Left, Buff	CFB-1AK-LB
AK Foam Cover, Left, Medium Brown	CFB-1AK-LM
AK Foam Cover, Right, Buff	CFB-1AK-RB
AK Foam Cover, Right, Medium Brown	CFB-1AK-RM
AK Foam Cover, Left, Buff, Vacuum Packed	CFB-1AK-LB-V
AK Foam Cover, Left, Medium Brown, Vacuum Packed	CFB-1AK-LM-V
AK Foam Cover, Right, Buff, Vacuum Packed	CFB-1AK-RB-V
AK Foam Cover, Right, Medium Brown, Vacuum Packed	CFB-1AK-RM-V

Transtibial Foam Covers

The BK Foam Cover is firmer and 10% lighter than many other transtibial foam covers. Center holes are 1" (25 mm) for use with 18 mm and 23 mm pylons, and 1-1/4" (32 mm) for use with 30 mm tubes. Available in Buff or Medium Brown.

Center Hole: 1" diameter or 1-1/4" diameter

Product	Item #
BK Foam Cover, 1" (25 mm) Center Hole, Buff	CFB-1BK-B-25
BK Foam Cover, 1" (25 mm) Center Hole, Vacuum Packed, Buff	CFB-1BK-B-25V
BK Foam Cover, 1" (25 mm) Center Hole, Medium Brown	CFB-1BK-M-25
BK Foam Cover, 1" (25 mm) Center Hole, Vacuum Packed, Medium Brown	CFB-1BK-M-25V
BK Foam Cover, 1-1/4" (32 mm) Center Hole, Buff	CFB-1BK-B-32
BK Foam Cover, 1-1/4" (32 mm) Center Hole, Vacuum Packed, Buff	CFB-1BK-B-32V
BK Foam Cover, 1-1/4" (32 mm) Center Hole, Medium Brown	CFB-1BK-M-32
BK Foam Cover, 1-1/4" (32 mm) Center Hole, Vacuum Packed, Medium Brown	CFB-1BK-M-32V



Pediatrics

Alpha[®] Classic

Pediatric Liners

Product Highlights

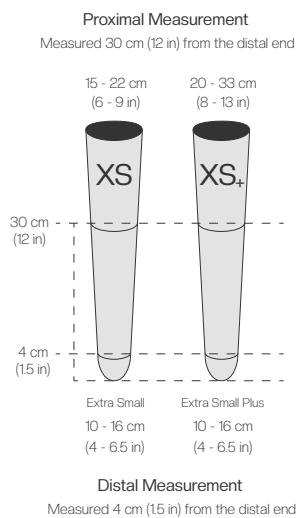
- Designed specifically for young amputees
- Made of skin-friendly, Alpha Classic Gel with mineral oil & vitamin E
- Durable abrasion-resistant fabric



Our pediatric Alpha Liners were designed and tested specifically for young amputees. Featuring the same thermoplastic elastomer infused with mineral oil, the gel cushions the limb and provides protection from shear, impact, and abrasive forces. The liner's exterior fabric is abrasion-resistant and increases the durability around trim lines. The Alpha Classic Pediatric Locking Liner is designed for use with a shuttle lock and 1/4 x 20 threaded pins.

L-Code Suggestions: L5679 (cushion), L5973 (locking)

Liner Sizing:



Item Numbers:

Size/Profile Uniform	Locking (MAX Fabric, buff) Item #	Cushion (MAX Fabric, buff) Item #
Extra Small	ALL-5839-E	ALC-5839-E
Extra Small Plus	ALL-5832-E	ALC-5832-E

Pediatric SACH Foot

Product Highlights

- Carbon/nylon keel
- Flexible toe belting
- Intended for first stages of walking



L-Code Suggestions: N/A (included in base prosthesis)

When children first begin walking, initial foot-to-floor contact tends to occur in the midfoot to forefoot area. The heel may not even contact the ground at all. In the absence of a progression from heel to toe, there is very little need for any type of advanced foot function. The pediatric SACH foot provides the structure necessary for children in the first stage of gait development.

Pediatric SACH Foot: Specifications

Heel Height:

9 - 17 cm - 6 mm (1/4")

18 - 22 cm - 10 mm (3/8")

Heel Insert Densities:

9 - 14 cm - no inserts

15 - 22 cm - Soft, Medium, Firm

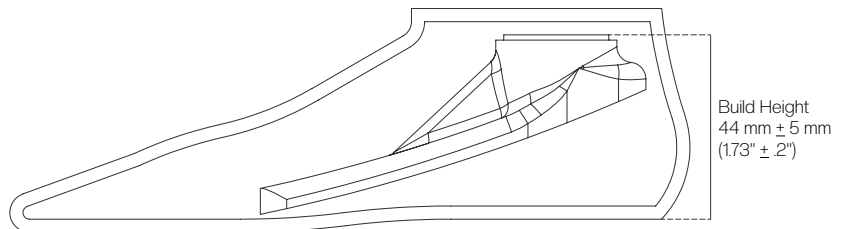
Product Weight: 155 g (.34 lb)*

*Weight is based on size 16 cm foot

Cosmesis: Unisex, Lifelike in Buff, Tan or Medium Brown

Warranty: 12 months from date of patient fitting

Use of product with adult-size components will void the warranty



Toe Resistance Chart

To select proper toe resistance:

1. Calculate adjusted body weight. (Adjusted body weight = patient body weight + loads normally or routinely carried.)
2. Using adjusted body weight, select toe resistance from the chart below.

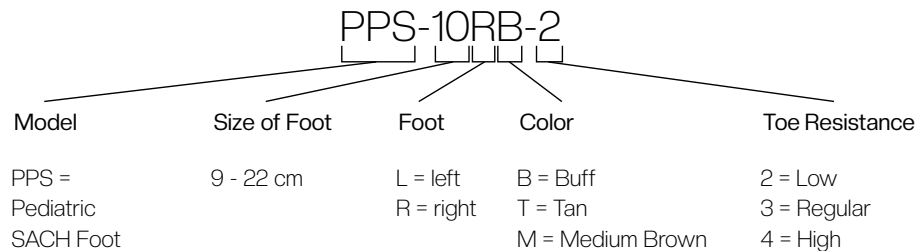
Foot Size	2 = Low	3 = Regular	4 = High
9 - 12 cm	< 15 lb (7 kg)	15 - 30 lb (7 - 14 kg)	> 30 lb (14 kg)
13 - 14 cm	< 20 lb (9 kg)	20 - 35 lb (9 - 16 kg)	> 35 lb (16 kg)
15 - 16 cm	< 30 lb (14 kg)	30 - 45 lb (14 - 20 kg)	> 45 lb (20 kg)
17 - 18 cm	< 35 lb (16 kg)	35 - 50 lb (16 - 23 kg)	> 50 lb (23 kg)
19 - 20 cm	< 45 lb (20 kg)	45 - 70 lb (20 - 32 kg)	> 70 lb (32 kg)
21 - 22 cm	< 60 lb (27 kg)	60 - 90 lb (27 - 41 kg)	> 90 lb (41 kg)

How To Order

Pediatric SACH Foot

Ordering example:

Pediatric SACH Foot, 10 cm, right, buff, low toe resistance



What's Included:



Foot cosmesis in buff, tan or medium brown



Set of 3 heel inserts (for sizes 15-22)



Foot Bolts:
M8 x 32: 700-B202
M8 x 24: 700-B200

Pediatric Impulse[®] Foot



L-Code Suggestion: L5976

Product Highlights

- Carbon/nylon keel
- Substantial energy return
- Intended for second stage of walking

As children develop a more mature gait that follows the normal progression of heel strike through toe off, they need a foot that offers more toe response and increased durability. Our Pediatric Impulse Foot uses a carbon/nylon keel. This material provides energy return, dynamic response, and outstanding durability—three of the most important characteristics for active children in the second stage of gait development.

Pediatric Impulse Foot: Specifications

Heel Height:

13 - 17 cm – 6 mm (1/4")

18 - 22 cm – 10 mm (3/8")

Heel Insert Densities:

13 - 14 cm – no inserts

15 - 22 cm – Soft, Medium, Firm

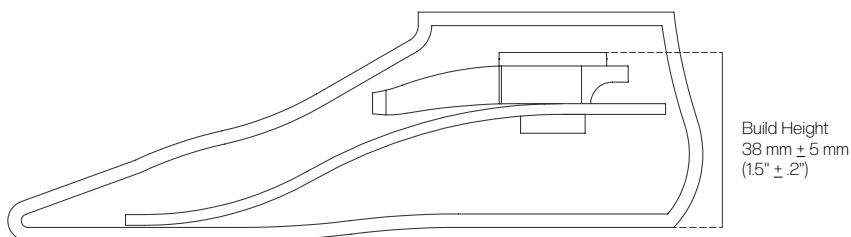
Product Weight: 155 g (.34 lb)*

*Weight is based on size 16 cm foot

Cosmesis: Unisex, Lifelike in Buff, Tan or Medium Brown

Warranty: 12 months from date of patient fitting

Use of product with adult-size components will void the warranty



Toe Resistance Chart

To select proper toe resistance:

1. Calculate adjusted body weight. (Adjusted body weight = patient body weight + loads normally or routinely carried.)
2. Using adjusted body weight, select toe resistance from the chart below.

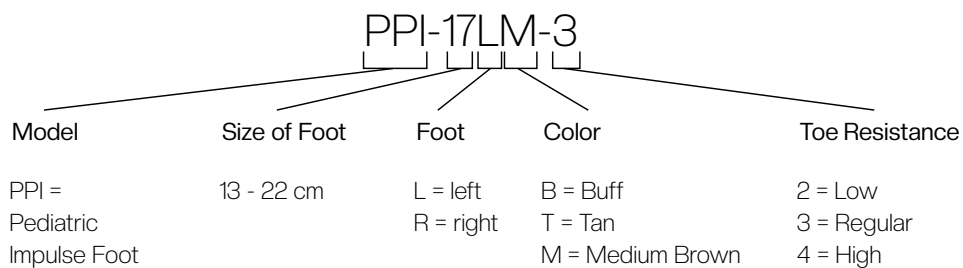
Foot Size	2 = Low	3 = Regular	4 = High
13 - 14 cm	< 20 lb (9 kg)	20 - 35 lb (9 - 16 kg)	> 35 lb (16 kg)
15 - 16 cm	< 30 lb (14 kg)	30 - 45 lb (14 - 20 kg)	> 45 lb (20 kg)
17 - 18 cm	< 35 lb (16 kg)	35 - 50 lb (16 - 23 kg)	> 50 lb (23 kg)
19 - 20 cm	< 45 lb (20 kg)	45 - 70 lb (20 - 32 kg)	> 70 lb (32 kg)
21 - 22 cm	< 60 lb (27 kg)	60 - 90 lb (27 - 41 kg)	> 90 lb (41 kg)

How To Order

Pediatric Impulse Foot

Ordering example:

Pediatric Impulse Foot, 17 cm, left, medium brown, regular toe resistance




What's Included:



Foot cosmesis in buff, tan or medium brown



Set of 3 heel inserts (for sizes 15-22)



Foot Bolts:
M8 x 34: 700-B203
M8 x 28: 700-B201

Pediatric Suspension

Mini G-Lock

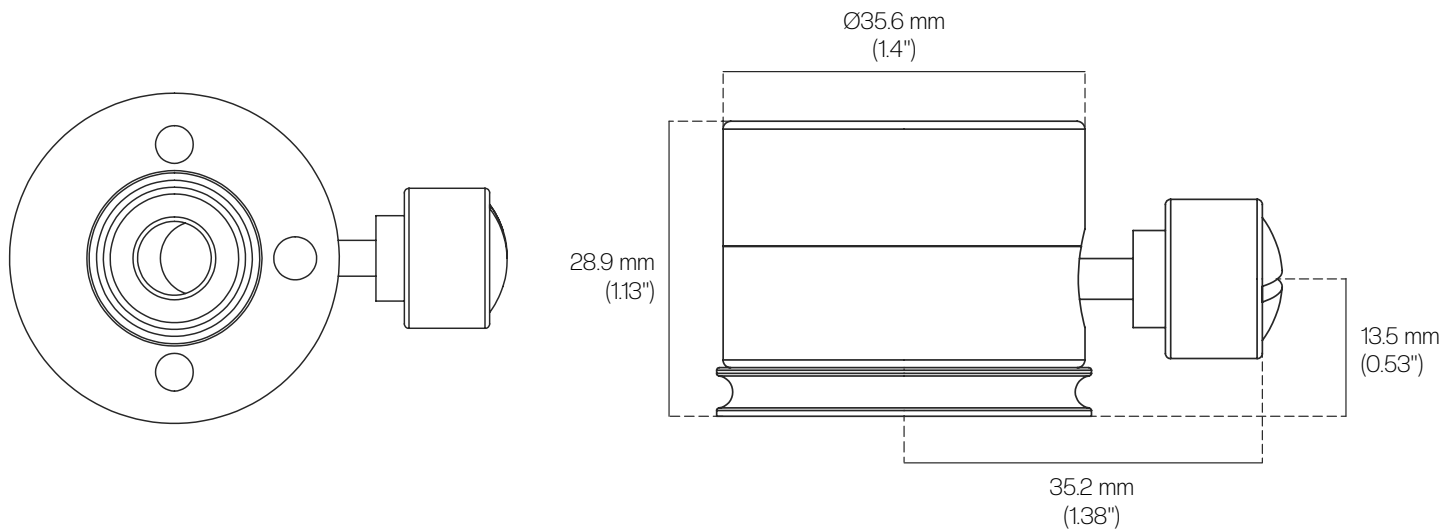

The Mini G-Lock is designed to meet the needs of upper extremity and pediatric amputees. The Mini G-Lock has a standard pin locking mechanism with pin seal. The design of this small lock allows the user to secure the locking pin in place at the nearest groove. The Mini G-Lock is CAD-friendly but still easy to use in traditional fabrication processes. The Mini G-Lock can be used in both exoskeletal and endoskeletal prostheses. Only use this lock with laminated sockets.

Product Weight: 67 g

Warranty: 12 months from date of patient fitting

L-Code Suggestion: L5671

Product	Item #
Mini G-Lock (shown)	700-MGL480
Mini G-Lock, body only	700-MGL490
Mini G-Lock Pin, 1/4" - 20 x 38 mm	700-MGL482
Mini G-Lock Pin, 1/4" - 20 x 51 mm (shown)	700-MGL488
Mini G-Lock Fabrication Tooling	700-MGL491
Mini G-Lock Button and Stem	700-MGL492



Modular Components:

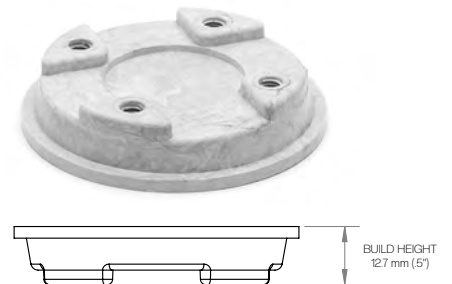
Pediatrics

Pediatric Laminated Socket Attachment Block

The Pediatric Laminated Socket Attachment Block provides a 4-hole pattern attachment point in laminated sockets. You receive one Pediatric Laminated Socket Attachment Block, 4 capscrews, 1 metal laminating cap, 4 plastic caps, and 2 pieces of 1" wide x 12" long carbon tape.

Product Weight: 33 g

Warranty: 12 months from date of patient fitting



Product	Item #
Pediatric Laminated Socket Attachment Block	PPF-700250

Pediatric 22 mm Aluminum Pylons

Our Pediatric 22 mm Aluminum Pylon comes in both 300 mm and 400 mm lengths. These pylons provide a strong, lightweight prosthesis. The Pediatric Aluminum Fixed Adapter with 22 mm Aluminum Pylon has a permanent aluminum adapter on one end and the pylon can be cut to length. Offered in lengths of 300 mm and 400 mm.

Product Weight: Pediatric 22 mm Aluminum Pylons, 300 mm – 119 g
 Pediatric 22 mm Aluminum Pylons, 400 mm – 160 g
 Pediatric Aluminum Fixed Adapter w/ 22 mm Pylon, 300 mm – 160 g
 Pediatric Aluminum Fixed Adapter w/ 22 mm Pylon, 400 mm – 199 g

Warranty: 12 months from date of patient fitting



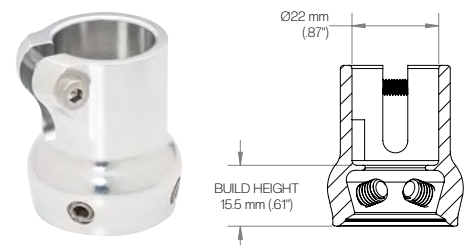
Product	Item #
Pediatric 22 mm Aluminum Pylons, 300 mm (shown)	PPF-130030
Pediatric 22 mm Aluminum Pylons, 400 mm	PPF-130040
Pediatric Aluminum Fixed Adapter w/ 22 mm Pylon, 300 mm	PPF-131330
Pediatric Aluminum Fixed Adapter w/ 22 mm Pylon, 400 mm (shown)	PPF-131340

Pediatric Aluminum 22 mm Tube Clamp Adapter

The Pediatric Aluminum 22 mm Tube Clamp Adapter works well in different pediatric product combinations. Setscrews are included in purchase price.

Product Weight: 45 g

Warranty: 12 months from date of patient fitting



Product	Item #
Pediatric Aluminum 22 mm, Tube Clamp Adapter	PPF-130000

Modular Components:

Pediatrics

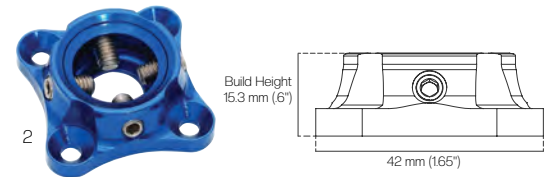
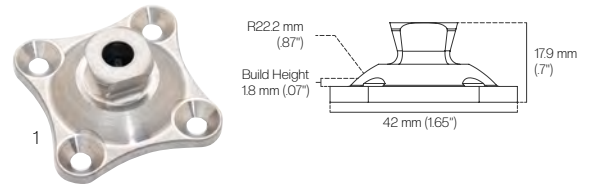
Pediatric 4-Hole Pyramid & Pyramid Receiver

The Pediatric Titanium 4-Hole Pyramid Adapter (#1) can be attached to any socket or knee with a distal 4-hole pattern. The pyramid and the Pediatric Aluminum 4-Hole Pyramid Receiver (#2) work especially well with our Pediatric Laminated Socket Attachment Block. Set screws are included with receiver. Screws are not included with the pyramid.

Product Weight: 30 g

Warranty: 12 months from date of patient fitting

Product	Item #
Pediatric Titanium 4-Hole Pyramid Adapter	PPF-227014
Pediatric Titanium 4-hole Pyramid Receiver	PPF-137004



Pediatric 4-Hole Adapter Spacer Plates

Pediatric 4-Hole Adapter Spacer Plates are offered in both 1/8" (#1) and 1/4" (#2). If desired, multiple spacer plates may be installed, as long as the total height of Spacer Plates does not exceed 3/8" (9.5 mm).

Product Weight: Pediatric 1/8" 4-Hole Spacer Plate – 5 g
 Pediatric 1/4" 4-Hole Spacer Plate – 10 g

Warranty: 12 months from date of patient fitting

Product	Item #
Pediatric 1/8" 4-Hole Spacer Plate	PPF-994118
Pediatric 1/4" 4-Hole Spacer Plate	PPF-994114



Pediatric Growth Kit

The Pediatric Growth Kit delivers a solution for practitioners wanting to temporarily adjust a child's prosthesis as the child grows. Offering up to 7/8" more in height, the Pediatric Growth kit can be added one piece at a time or all together. The kit consists of three plates measuring 1/8", 1/4" and 1/2", plus one M8x55 Foot Bolt.

Warranty: 12 months from date of patient fitting

Product	Item #
Pediatric Growth Kit	PPF-GKIT



Modular Components:

Pediatrics

Pediatric Aluminum Dual Receivers

Our Pediatric Dual Receivers are made of Aluminum and come in two different lengths, 27 mm (#1) and 51 mm (#2). These receivers can be connected to the pediatric pyramid components of choice and offer excellent adjustability.

Product Weight: Pediatric Aluminum Dual Receiver, 27 mm – 44 g

Pediatric Aluminum Dual Receiver, 51 mm – 65 g

Warranty: 12 months from date of patient fitting



Product	Item #
Pediatric Aluminum Dual Receiver, 27 mm	PPF-138027
Pediatric Aluminum Dual Receiver, 51 mm	PPF-138051

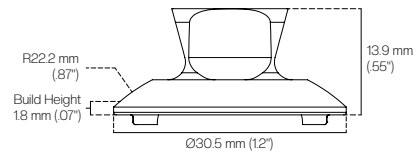
Pediatric Titanium Foot Pyramid Adapter

The Pediatric Titanium Foot Pyramid Adapter is a great solution that buys a little extra space. We also recommend use of this product with only WillowWood's pediatric feet.

Product Weight: 15 g

Warranty: 12 months from date of patient fitting

Use with adult-sized components will void the warranty.



Product	Item #
Pediatric Titanium Foot Pyramid Adapter	PPF-1208

Pediatric Aluminum Foot Pyramid Receiver

The Pediatric Aluminum Foot Pyramid Receiver is a great space saver for pediatric patients with long residual limbs. Developed specifically for use with our Pediatric SACH and Pediatric Impulse® feet.

Product Weight: 35 g

Warranty: 12 months from date of patient fitting

Use with adult-sized components will void the warranty.



Product	Item #
Pediatric Aluminum Foot Pyramid Receiver	PPF-1209

Modular Components:

Pediatrics

Pediatric Titanium Symes Nut

A Pediatric Titanium Symes Nut is available for use in Symes applications. As with all our pediatric components, use of this product with another manufacturer's pediatric components is at the discretion of the attending practitioner. The warranty remains intact as long as the components are designed for pediatric applications.

Product Weight: 30 g

Warranty: 12 months from date of patient fitting
Use with adult-sized components will void the warranty.

Product	Item #
Pediatric Titanium Symes Nut	PPF-FS006



Custom Solutions

TT Definitive Sockets

After securing an intimate fit with the test socket, clinicians will provide patients with a definitive thermoplastic or laminated socket. Thermoplastic sockets can be heated and reshaped to adjust the fit if necessary. Laminated sockets can be personalized with fabric or pigmented to match skin tones. For personalized laminations, send in fabric when placing the order. We'll include in the lamination at no extra charge.



Product	Sub-Category	Item #
Polypropylene Copolymer Definitive Socket	Definitive TT Socket	CS-DSTT-201
Laminated Definitive Socket from Cast	Definitive TT Socket	CS-DSTT-202
Laminated Definitive Socket from Cast	Definitive TT Socket	CS-DSTT-202-K
Laminated Definitive Socket from CAD	Definitive TT Socket	CS-DSTT-203
Flexible Inner Socket Polyethylene	TT Add-Ons	CS-DSAD-260
Flexible Inner Socket Proflex w/ Silicone	TT Add-Ons	CS-DSAD-261
Flexible Inner Socket OP-TEK Black	TT Add-Ons	CS-DSAD-262
Flexible Inner Socket OP-TEK Natural	TT Add-Ons	CS-DSAD-263
Flexible Inner Socket Orfit X-Soft w/ Silicone	TT Add-Ons	CS-DSAD-264
One® System Addition to Laminated Socket (flexible brim, one link, alignment transfer)	TT Add-Ons	CS-DSAD-280
One® System Addition to Laminated Socket (flexible brim, one link, alignment transfer)	TT Add-Ons	CS-DSAD-280-K
Symes Door Laminated	TT Add-Ons	CS-DSAD-281
Exoskeletal Definitive Lamination	TT Add-Ons	CS-DSAD-290
Install and Shape TT Foam Cover	TT Add-Ons	CS-DSAD-291

TF Definitive Sockets

Product	Sub-Category	Item #
Polypropylene Copolymer Definitive Socket	Definitive TF Socket	CS-DSTF-301
Laminated Definitive Socket from Cast	Definitive TF Socket	CS-DSTF-302
Laminated Definitive Socket from Cast	Definitive TF Socket	CS-DSTF-302-K
Laminated Definitive Socket from CAD	Definitive TF Socket	CS-DSTF-303
Flexible Inner Socket Polyethylene	TF Add-Ons	CS-DSAD-360
Flexible Inner Socket Proflex w/ Silicone	TF Add-Ons	CS-DSAD-361
Flexible Inner Socket OP-TEK Black	TF Add-Ons	CS-DSAD-362
Flexible Inner Socket OP-TEK Natural	TF Add-Ons	CS-DSAD-363
Flexible Inner Socket Orfit X-Soft w/ Silicone	TF Add-Ons	CS-DSAD-364
One® System Addition to Laminated Socket (flexible brim, alignment buttons, bypass valve, alignment transfer)	TF Add-Ons	CS-DSAD-380
One® System Addition to Laminated Socket (flexible brim, alignment buttons, bypass valve, alignment transfer)	TF Add-Ons	CS-DSAD-380-K
Knee Disartic Door Laminated	TF Add-Ons	CS-DSAD-381
Exoskeletal Definitive Lamination	TF Add-Ons	CS-DSAD-390
Install and Shape TF Foam Cover	TF Add-Ons	CS-DSAD-391

TT and TF Add-Ons

Product	Sub-Category	Item #
Add Customer Supplied Plate	TT or TF Add-Ons	CS-DSAD-401
Add WW Gray Socket Attachment Block w/o Foam (700-250)	TT or TF Add-Ons	CS-DSAD-402
Add WW LLV-01041 Distal Pump Mounting Plate	TT or TF Add-Ons	CS-DSAD-403
Add WW LLV-01041 Distal Pump Mounting Plate	TT or TF Add-Ons	CS-DSAD-403-K
Add WW SS 3-Prong Base Only (FND-268002)	TT or TF Add-Ons	CS-DSAD-404
Add WW SS 3-Prong + AK Rotatable Male Pyramid (FND-268001)	TT or TF Add-Ons	CS-DSAD-405
Add WW SS 3-Prong + AK Rotatable Female Receiver (FND-268000)	TT or TF Add-Ons	CS-DSAD-406
Add WW Supplied Bulldog FHLA-10 Mounting Plate	TT or TF Add-Ons	CS-DSAD-408
Add WW LLV-01049 Side Pump Mounting Plate	TT or TF Add-Ons	CS-DSAD-410
Add WW LLV-01049 Side Pump Mounting Plate	TT or TF Add-Ons	CS-DSAD-410-K
Add Space for Lock – Not Supplied	TT or TF Add-Ons	CS-DSAD-420
Add Space – Install Customer Supplied Lock	TT or TF Add-Ons	CS-DSAD-421
Add Space – Install WW Supplied G-Lock (700-GL480)	TT or TF Add-Ons	CS-DSAD-422
Add Space – Install WW Supplied Coyote Air-Lock & Alignable Connector + Insert	TT or TF Add-Ons	CS-DSAD-423
Add Space – Install WW Supplied Coyote Air-Lock + (DSAD-401 through DSAD-408 from List)	TT or TF Add-Ons	CS-DSAD-424
Add Space – Install WW Supplied Genesis Bulldog Lock (3GEN-A)	TT or TF Add-Ons	CS-DSAD-425
Add Space – Install WW Supplied Fillauer Original Shuttle Lock + (DSAD-401 through DSAD-408 from List)	TT or TF Add-Ons	CS-DSAD-426
Add Space – Install Fillauer Nut (809732)	TT or TF Add-Ons	CS-DSAD-427
Add Space – Install WW Supplied Alpha Lanyard (700-AIS100)	TT or TF Add-Ons	CS-DSAD-428
Add Space – Install WW Supplied Kiss Delrin Lanyard	TT or TF Add-Ons	CS-DSAD-429
Add Space – Install WW Supplied Kiss Blue Lanyard 4-Hole Kit	TT or TF Add-Ons	CS-DSAD-430
Add Space – Install WW Supplied Bulldog Lanyard (FH-S4)	TT or TF Add-Ons	CS-DSAD-431
Add Space – Install WW Supplied Alpha® Lock (700-AIS480)	TT or TF Add-Ons	CS-DSAD-432
Install Customer Supplied Valve	TT or TF Add-Ons	CS-DSAD-440
Install WW Supplied Pushbutton Lyn BK2 Valve	TT or TF Add-Ons	CS-DSAD-442
Install WW Supplied AK Lyn Valve, Manual or Auto	TT or TF Add-Ons	CS-DSAD-443
Install WW Supplied V4 Easy Line Valve	TT or TF Add-Ons	CS-DSAD-444
Pelite Liner	TT or TF Add-Ons	CS-DSAD-460
Keasy Cone Liner	TT or TF Add-Ons	CS-DSAD-461
Molded Distal Cushion	TT or TF Add-Ons	CS-DSAD-462
Additional Lamination (transfer jig set up, additional structural lamination)	TT or TF Add-Ons	CS-DSAD-480
Decorative Lamination Customer Supplied	TT or TF Add-Ons	CS-DSAD-481
Decorative Lamination WW Supplied	TT or TF Add-Ons	CS-DSAD-482
RevoFit®, Dial, Lace, Single Window (clicker, lace, mounting of components, carbon tape, single window)	TT or TF Add-Ons	CS-DSAD-483
Additional Window	TT or TF Add-Ons	CS-DSAD-484
RevoFit®, RevoLock Lanyard (clicker, lace, mounting of components, carbon tape, lanyard system)	TT or TF Add-Ons	CS-DSAD-485
Add Straps	TT or TF Add-Ons	CS-DSAD-490

Definitive Sockets with RevoFit®



Product Highlights

- RevoFit® system enables users to adjust the fit of their sockets in real-time
- Providing an adjustable socket reduces the number of remakes and refits
- WillowWood Custom Solutions offer industry leading quality and turnaround times
- Simplified and streamlined ordering process



- ✓ Transfemoral
- ✓ Transtibial

PDAC Approved L-Code: L5783

WillowWood Custom Solutions is an authorized fabrication partner for Click Medical's RevoFit system. Building on the partnership with Click Medical, WillowWood now offers the WillowWood Core™ with RevoFit (available in both TF and TT) – a simplified and streamlined RevoFit socket design at a competitive price. The WillowWood Core™ design leverages RevoFit's principles and WillowWood's fabrication expertise to offer a streamlined custom solution that delivers the benefits of adjustability to address prosthetic users' common socket fit concerns.

Practitioners retain the option of providing design inputs and requesting additional custom configurations incorporating RevoFit. Practitioners requiring a more customized RevoFit solution can refer to our website for guidance on ordering.

WillowWood Core™ TF with RevoFit®

Transfemoral socket with gap positioned in the center of the posterior aspect.

CS-DSTF-302 or CS-DSTF-303	Carbon Single Lamination TF Definitive Socket from Cast or CAD
CS-DSAD-425 or CS-DSAD-431	Bulldog Genesis Lock or Bulldog Lanyard
CS-DSAD-487	RevoFit® Single Posterior Gap

Note: Socket includes WillowWood provided Black Flexible Inner

WillowWood Core™ TT with RevoFit®

Transtibial socket with a single panel centered on posterior aspect.

CS-DSTT-202 or CS-DSTT-203	Carbon Single Lamination TT Definitive Socket from Cast or CAD
CS-DSAD-425	Bulldog Genesis Lock
CS-DSAD-486	RevoFit® Single Posterior Panel

Note: Socket includes WillowWood provided Black Flexible Inner

Lead time for all WillowWood Core™ Sockets with RevoFit® is 7 days. Socket Warranty: 90 days from fit date (on workmanship). Socket Trial Period: 10 days from fit date.

Carvings – Foam Model

Clinicians must create a positive model of a residual limb or orthotic shape in order to create a definitive device. The positive model, carved out of a stiff foam, serves as the basis for fabricating a prosthetic socket or orthotic device.

Product	Item #
Foam Carving AFO One Piece	CS-FCOR-001
Foam Carving AFO Two Piece	CS-FCOR-002
Foam Carving Spinal	CS-FCOR-003
Foam Carving, Prosthetic, Standard	CS-FCPR-001
Foam Carving, Prosthetic, Oversized (Proximal Circumference > 75 cm)	CS-FCPR-002



Carving Blanks

Carving Blanks are blocks of a unique foam makeup that maintain shape during the high temperatures and pressures created during lamination and vacuum processes. The distinctive foam composition has a 90% closed cell structure resulting in no voids or air pockets in the foam.



Product	Item #
12" x 26.75" Foam Carving Cylinder, 3.5 lbs, each	RFB-122675
8" x 16" Foam Carving Cylinder, 3.5 lbs, each	RFB-0816
8" x 16" Foam Carving Cylinder, 3.5 lbs, Box of 12	RFB-0816-12
10" x 16" Foam Carving Cylinder, 3.5 lbs, each	RFB-1016
10" x 16" Foam Carving Cylinder, 3.5 lbs, Box of 6	RFB-1016-6
12" x 18" Foam Carving Cylinder, 3.5 lbs, each	RFB-1218
12" x 18" Foam Carving Cylinder, 3.5 lbs, Box of 6	RFB-1218-6
12" x 22" Foam Carving Cylinder, 3.5 lbs, each	RFB-1222
12" x 22" Foam Carving Cylinder, 3.5 lbs, Box of 4	RFB-1222-4
8" x 8" x 8" Foam Carving Block, 3.5 lbs, each	RFB-0888
8" x 8" x 8" Foam Carving Block, 3.5 lbs, Box of 27	RFB-0888-27
8" x 12" x 20" Foam Carving Block, 3.5 lbs, each	RFB-81220
8" x 12" x 20" Foam Carving Block, 3.5 lbs, Box of 7	RFB-81220-7
14" x 16" x 24" Foam Spinal Carving Block, 2 lbs, Box of 2	RFB-141624-2
16" x 18" x 24" Foam Spinal Carving Block, 2 lbs, Box of 3	RFB-161824-2
16" x 22" Foam Carving Cylinder, 3.5 lbs, each	RFB-1622
16" x 22" Foam Carving Cylinder, 3.5 lbs, Box of 2	RFB-1622-2
18" x 20" x 24" Foam Spinal Carving Block, 2 lbs, each	RFB-182024

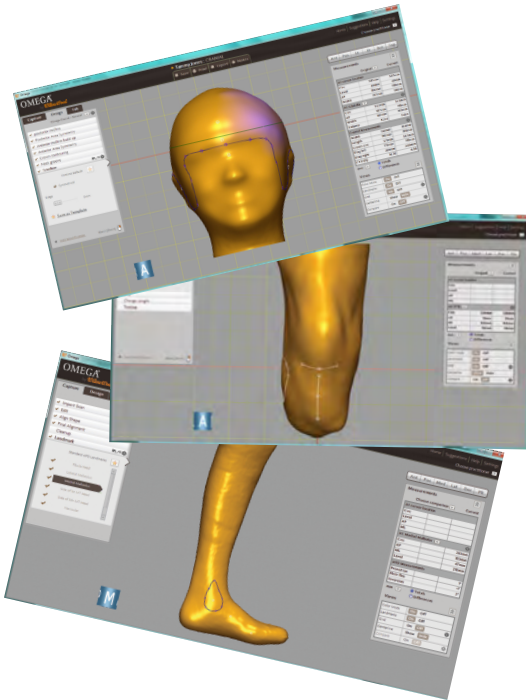
OMEGA®

OMEGA[®]

Product Highlights

- Focuses on needs of the O&P Professional
- Easy to navigate & manage patient files
- Customize modification tools display & workflow

WillowWood's CAD system allows prosthetists and orthotists to improve the efficiency and accuracy of their practice by capturing, modifying, and storing shapes without the use of plaster. Once a shape is acquired by scanning (using the OMEGA Scanner 3D or OMEGA Structure Sensor), importing, or digitizing a cast, the clinician may modify the shape in a matter of minutes using an extensive suite of tools. The software may also be used to create custom Alpha[®] DESIGN Liners for transtibial and transfemoral patients. Patient files may be stored indefinitely and may be accessed at any time for reference or documentation requirements.



Software Tools Sampling

Alignment adjustment tools
Global and interval circumference adjustment tools
Symmetry options
Shape specific regional tools

- PTB, fibula head and tibial crest for transtibial applications
- Greater trochanter and femoral end for transfemoral applications
- Frontal, parietal and occipital for cranial applications
- Iliac crest, lumbar and thoracic areas for spinal applications

Change length
Trimline
Shift area

Technical Support

Available during 8:00am through 5:00pm, Eastern, Monday through Friday
Please call WillowWood at 800.848.4930 or email customer service at omegatechsupport@willowwood.com

Training

WillowWood offers training course online.
Refer to willowwood.com for details or speak with your Regional Account Manager.

OMEGA[®] Specifications

Recommended Computer Requirements

For optimum performance of OMEGA software WillowWood recommends the following system requirements:

CPU	Intel® Core™ i7, 3rd generation
RAM	8 gb
Data Storage, Hard Drive, Capacity and/or Optical Drive	500 gb 7200 rpm hard disk, DVD-RW/CD-RW drive
Connectivity or Ports	3 USB 2.0 or greater, 100 Mbps LAN (RJ45)
Wireless	802.11 g
Video	NVIDIA Graphics card with minimum core speed of 850 MHz, minimum memory speed of 1800 MHz, and minimum memory if 2048 MB
Operating System	Windows 7 Professional (64 bit)
Mouse	2-button USB mouse or touch pad
Sound	Audio support with speakers
Firewire Capabilities	(Optional) Express Card Slot (34 mm, 54 mm) only if used with OMEGA Scanner. Not required if using OMEGA Scanner 3D.

OMEGA[®] Scanner 3D



Product Highlights

- Use for lower extremity prosthetics & cranial remolding orthoses
- Accuracy up to .5 mm
- 380 mm x 380 mm scanning area
- USB Connection
- Compatible with OMEGA and OMEGA Tracer V12

The OMEGA Scanner 3D uses structured light to create a 3D image. When the light hits an object the pattern deforms and is then measured by the scanner at a rate of 550,000 measurements/second. Only one or two scanning targets are required to denote shape landmarks. The scanned shape generates directly in the OMEGA software so clinicians may immediately see exactly what is captured. The structured light technology scans shapes at a faster rate with significantly less prep time than the lasers used by previous versions of the OMEGA Scanner which can save clinicians time and money.

Lightweight and portable at only 850 g, the scanner proves a convenient tool for clinicians who use the system outside of patient care facilities. Fewer scanning targets are needed which reduces patient preparation time and the scanner allows for minor patient movement without impacting the accuracy of the scan.

Product	Item #
OMEGA Scanner 3D	O-SCN-400
Laptop Computer	O-MSC-100
Cranial Caps	O-SCN-106
Cranial Model	O-MSC-301
Measuring Tape	O-MSC-201
AK Measuring Device	O-MSC-203

Appendix

WillowWood Fasteners

with Torque Specifications

Product	Part # (if applicable)	Fastener Description	Torque Nm	Torque Ft-lbs
Pediatrics				
PPF-700250 Lam. Socket Attach. Block	–	M5 x 10 Socket Head Capscrew (attach lam. cap)	hand-tighten	
	700-B220	M5 x 12 Flat Head Capscrew (attach 4-hole components)	7	5
PPF-227014 4-Hole Pyramid	700-B220	M5 x 12 Flat Head Capscrew (attach to prosthesis)	7	5
PPF-137004 4-Hole Pyr. Receiver	700-B220	M5 x 12 Flat Head Capscrew (attach to prosthesis)	7	5
	700-B223	M6 x 12 Setscrew (adjust alignment)	4	3
PPF-SP471 Titanium Suction Pyramid	700-B220	M5 x 12 Flat Head Capscrew (attach to prosthesis)	7	5
PPF-994118 1/8" Spacer Plate	700-B221	M5 x 16 Flat Head Capscrew (attach to prosthesis)	7	5
PPF-994114 1/4" Spacer Plate	700-B222	M5 x 20 Flat Head Capscrew (attach to prosthesis)	7	5
PPF-130000 22mm Tube Clamp Adap.	–	M4 x 20 Socket Head Capscrew (pylon clamp)	4	3
	700-B223	M6 x 12 Setscrew (adjust alignment)	4	3
PPF-131330 300mm Pylon w/Fixed Adap.	700-B223	M6 x 12 Setscrew (adjust alignment)	4	3
PPF-131340 400mm Pylon w/Fixed Adap.	700-B223	M6 x 12 Setscrew (adjust alignment)	4	3
PPF-138027 27mm Dual Receiver	700-B223	M6 x 12 Setscrew (adjust alignment)	4	3
PPF-138051 51mm Dual Receiver	700-B223	M6 x 12 Setscrew (adjust alignment)	4	3
PPF-1209 Alum. Foot Pyr. Rec.	700-B223	M6 x 12 Setscrew (adjust alignment)	4	3
PPF-FS006 Symes Nut	–	M8 x 18 Socket Head Capscrew (attach lamination cap)	hand-tighten	
PPF-1540 Exo Lam. Core	–	M8 x 18 Socket Head Capscrew (attach lamination cap)	hand-tighten	
Foundation Components				
FND-995000 Comp. TP Pyramid Adapter	–	M6 x 40 Flat Head Capscrew (attach to socket)	12	9
FND-268000 AK Rotatable 3-Prong Pyr. Rec.	700-FS002	M8 x 16 Setscrew (adjust alignment)	16	12
	700-B103	M6 x 25 Socket Head Capscrew (clamp)	12	9
FND-268001 AK Rotatable 3-Prong Pyr. Adap.	700-B103	M6 x 25 Socket Head Capscrew (clamp)	12	9
FND-268002 AK Rotatable 3-Prong Base	700-B103	M6 x 25 Socket Head Capscrew (clamp)	12	9
FND-268004 Threaded Rotatable Pyramid Receiver Insert	700-FS002	M8 x 16 Setscrew (adjust alignment)	16	12
700-200/250 Lam. Socket Attachment Block	–	M6 x 12 Socket Head Capscrew (attach lamination cap)	hand-tighten	
	700-B107	M6 x 16 Coated Flat Head Capscrew (attach 4-hole components)	12	9
700-375 3/8" 4-Hole Spacer Plate	700-B102	M6 x 25 Flat Head Capscrew (attach to prosthesis)	12	9
700-300 1/8" 4-Hole Spacer Plate	700-B104	M6 x 20 Flat Head Capscrew (attach to prosthesis)	12	9
FND-135105/06/07 Offset Plates	–	M6 x 10 Flat Head Capscrew (attach components to plate)	12	9
	700-B106	M6 x 16 SS Flat Head Capscrew (attach plate to prosthesis)	12	9
FND-224120 20mm Offset Pyramid	700-B106	M6 x 16 SS Flat Head Capscrew (attach to prosthesis)	12	9
FND-227004 Titanium 4-Hole Pyramid Receiver	700-FS002	M8 x 16 Setscrew (adjust alignment)	16	12
	700-B104	M6 x 20 Flat Head Capscrew (attach to prosthesis)	12	9
FND-228002 Titanium 4-Hole Rotatable Pyramid Receiver	–	M5 x 10 Coated Socket Head Capscrew (secure clamp slide)	11	8
	700-B104	M6 x 20 Flat Head Capscrew (attach to prosthesis)	12	9
FND-228003 Titan. 4-Hole Rotatable Pyr.	–	M5 x 10 Coated Socket Head Capscrew (secure clamp slide)	11	8
	700-B104	M6 x 20 Flat Head Capscrew (attach to prosthesis)	12	9
FND-130030 Alum. 30mm Adapter	700-B103	M6 x 25 Socket Head Capscrew (pylon clamp)	11-14	8-10
	700-FS002	M8 x 16 Setscrew (adjust alignment)	16	12
FND-220030 Titan. 30mm Adapter	700-B103	M6 x 25 Socket Head Capscrew (pylon clamp)	11-14	8-10
	700-FS002	M8 x 16 Setscrew (adjust alignment)	16	12
FND-131330 Al. Fixed Adap. w/30mm tube	700-FS002	M8 x 16 Setscrew (adjust alignment)	16	12

WillowWood Fasteners

with Torque Specifications

Product	Part # (if applicable)	Fastener Description	Torque Nm	Torque Ft-lbs
FND-221330 Ti. Fixed Adap. w/30mm tube	700-FS002	M8 x 16 Setscrew (adjust alignment)	16	12
FND-139930 Al. Fixed Adap. w/23mm rod	700-FS002	M8 x 16 Setscrew (adjust alignment)	16	12
FND-229930 Ti. Fixed Adap. w/23mm rod	700-FS002	M8 x 16 Setscrew (adjust alignment)	16	12
FND-228075 75mm Dual Receiver	700-FS002	M8 x 16 Setscrew (adjust alignment)	16	12
FND-228060 60mm Dual Receiver	700-FS002	M8 x 16 Setscrew (adjust alignment)	16	12
FND-228045 45mm Dual Receiver	700-FS002	M8 x 16 Setscrew (adjust alignment)	16	12
FND-228032 32mm Dual Receiver	700-FS002	M8 x 16 Setscrew (adjust alignment)	16	12
Shorter setscrews	700-B122	M8 x 12 Setscrew (use in place of M8-1.25 x 16mm setscrews in cases of extreme alignment)	16	12

Magnum Components

MHD-002 Magnum 30mm Adapter	700-B103	M6 x 25 Socket Head Capscrew (pylon clamp)	14-16	10-12
	700-FS002	M8 x 16 Setscrew (adjust alignment)	16	12
MHD-PR-4 Magnum Titan. 4-Hole Pyr. Receiver	700-FS002	M8 x 16 Setscrew (adjust alignment)	16	12

Suspension Components

700-AIS48X Alpha® Lock	-	M6 x 10 Socket Head Capscrew (attach Forming Plate)	hand-tighten	
	700-B100	M6 x 30 Flat Head Capscrew (attach to socket)	12	9
700-AIS10X Alpha® Lanyard	-	M6 x 10 Socket Head Capscrew (attach Forming Plate)	hand-tighten	
	-	M6 x 30 Flat Head Capscrew, Alloy Steel (attach to socket)	12	9
700-AIS50X Suction Insert	-	M6 x 10 Socket Head Capscrew (attach Forming Plate)	hand-tighten	
	700-B100	M6 x 30 Flat Head Capscrew (attach to socket)	12	9
700-SP10X Suction Pro	700-B106	M6 x 16 SS Flat Head Capscrew (attach 4-hole components)	12	9
700-SP500 Suction Spacer Plate	700-B102	M6 x 25 Flat Head Capscrew (attach to socket)	12	9
	700-B104	M6 x 20 Flat Head Capscrew (attach to socket)	12	9
700-SP501 Suction Spacer Plate w/Pyr. Rec.	700-B102	M6 x 25 Flat Head Capscrew (attach to socket)	12	9
	700-B104	M6 x 20 Flat Head Capscrew (attach to socket)	12	9
700-SP502 Suction Spacer Plate w/Pyr	700-B102	M6 x 25 Flat Head Capscrew (attach to socket)	12	9
	700-B104	M6 x 20 Flat Head Capscrew (attach to socket)	12	9
700-SP503 Suction Spacer Plate w/Slide Adap	700-B102	M6 x 25 Flat Head Capscrew (attach to socket)	12	9
700-SP504 Suction Spacer Plate w/5mm Offset	700-B102	M6 x 25 Flat Head Capscrew (attach to socket)	12	9
700-SP505 Suction Spacer Plate w/10mm Offset	700-B102	M6 x 25 Flat Head Capscrew (attach to socket)	12	9
LLV-01043 LimbLogic® VS Vacuum Plate	700-B104	M6 x 20 Flat Head Capscrew (attach to socket)	12	9
	700-B102	M6 x 25 Flat Head Capscrew (attach to socket)	12	9
LLV-01044 LimbLogic® VS Vacuum Pyramid	700-B093	M6 x 50 Flat Head Capscrew (attach to pump & other components)	12	9
	700-B092	M6 x 55 Flat Head Capscrew (attach to pump & other components)	12	9
LLV-02003 LimbLogic® VS Drop-In Adapter	700-B092	M6 x 55 Flat Head Capscrew (attach to socket)	12	9
		1/4 x 20 Socket Head Capscrew (secure distal pad during fabrication)	hand-tighten	
		M10-15 x 40 Socket Head Capscrew w/Nut (distal pad fabrication)	hand-tighten	

WillowWood Fasteners

with Torque Specifications

Product	Part # (if applicable)	Fastener Description	Torque Nm	Torque Ft-lbs
Knees				
STK-222 Stab. Knee Extension Assist	700-B103	M6 x 25 Socket Head Capscrew (spring adjustment)	7	5
Feet (and feet accessories)				
2LTC-1210 Pyramid Spacer Block	700-B128	M10 x 68 Socket Head Capscrew (used with Impulse®)	41	30
Impulse® Foot	700-B116	M10 x 43 Socket Head Capscrew	41	30
Impulse® Ankle	700-B126	M10 x 32 Socket Head Capscrew	41	30
SACH Foot	700-B118	M10 x 38 Socket Head Capscrew	41	30
Single Axis Foot	-	M5 x 10 Capscrew (attach endoskeletal ankle)	7	5
English thread for use with all feet	700-B120	3/8" x 2.75" Socket Head Capscrew	41	30
Pediatric SACH	700-B200	M8 x 24 Socket Head Capscrew (used with Foot Pyramid Receiver, Symes Nut, or Exo ankle)	20	15
	700-B202	M8 x 32 Socket Head Capscrew (used with Foot Pyramid Adapter)	20	15
Pediatric Impulse®	700-B201	M8 x 28 Socket Head Capscrew (used with Foot Pyramid Receiver, Symes Nut, or Exo ankle)	20	15
	700-B203	M8 x 34 Socket Head Capscrew (with Foot Pyr. Adapter)	20	15
PPK-GKIT Growth Kit	700-B204	M8 x 55 Socket Head Capscrew	20	15

WILLOWWOOD

WWW.WILLOWWOOD.COM

Patent willowwood.com/education-and-resources/patents